

MARYSVILLE FIRE DISTRICT



COMPASSION, INTEGRITY, DIVERSITY, TEAMWORK





Marysville Fire District

Office of the Fire Chief

1635 Grove Street · Marysville, WA 98270

Phone: 360-363-8500 Fax: 360-659-1382

www.marysvillefiredistrict.com

Thank you for viewing the 2024 Annual Report for the Marysville Fire District (MFD). In the following pages you will read about the great work that happens every day at the MFD. This report provides highlights of the actions we take throughout the year to provide for your safety. The information shared is directly from those who lead each of the operational areas and who interact with the dedicated personnel in this organization. On every incident, the team is the key to success and every year the entire MFD team is the key to organizational success. Each person's unique knowledge, skills and abilities allows the entire team to function at the highest level, performing the service demanded by the deserving residents and visitors we call customers, patients, partners and teammates.

This year we have refocused our attention on our core values of compassion, integrity, diversity and teamwork. These are the values you will see in each encounter with MFD personnel. Each value drives individual and organizational decision making, from the scene of the EMS emergency to the long-term planning for the organization.

Respectfully,

Ned Vander Pol, Fire Chief



TABLE OF CONTENTS

Introduction
Department Information..... 1-4

Chapter 1
Budget & Finance..... 5-10

Chapter 2
Incident Statistics..... 11-26

Chapter 3
Emergency Medical Services..... 27-30

Chapter 4
Fire Prevention, Public Information & Education..... 31-36

Chapter 5
Training 37-42

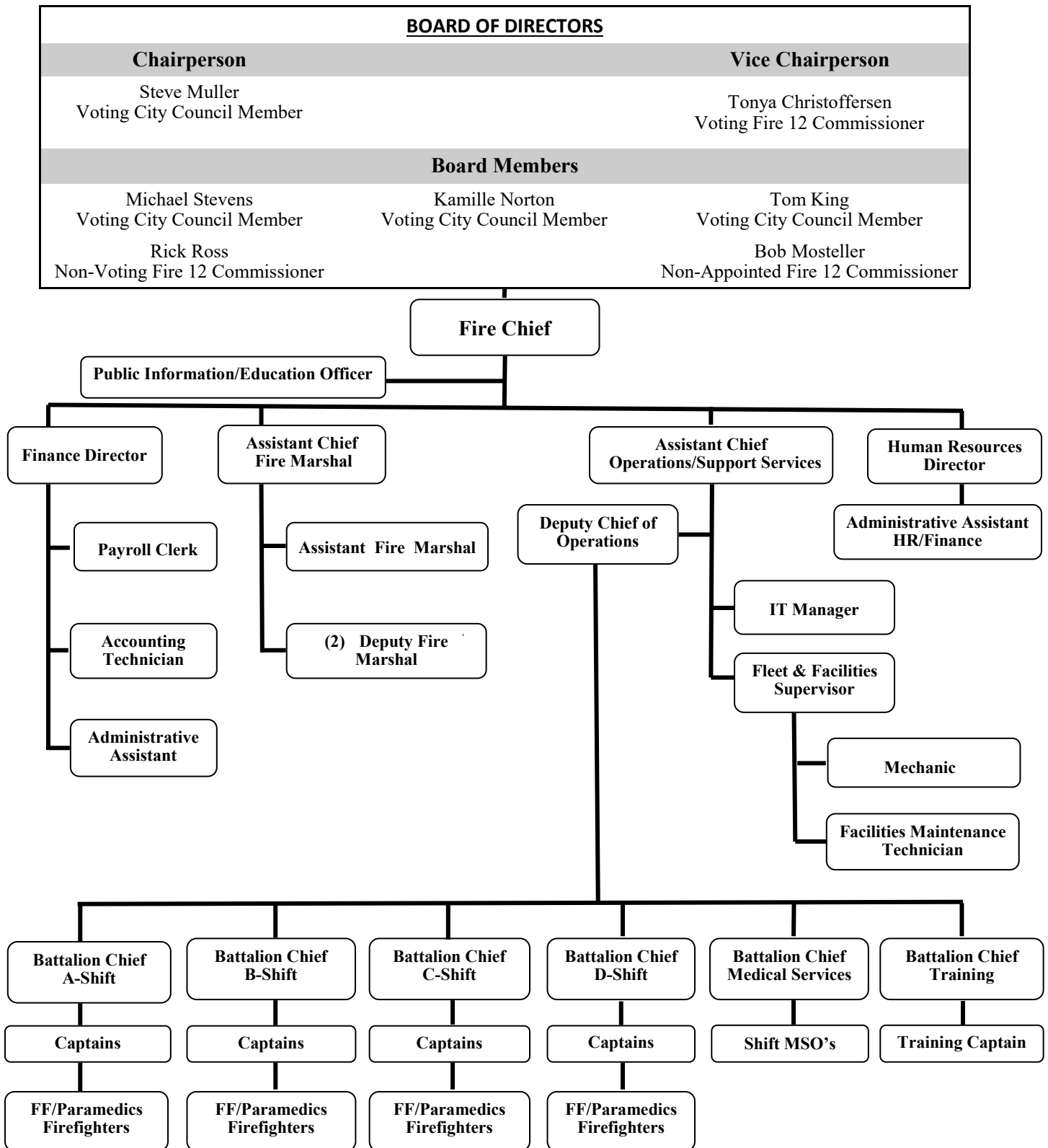
Chapter 6
Safety..... 43-44

Chapter 7
Operations & Support Services 45-50

Chapter 8
Special Operations..... 51-54



RFA ORGANIZATIONAL CHART



Personnel

Adams, Kim	Admin/HR/Finance	Ducoing, Jacob	Firefighter
Adams, Lindsay	Firefighter	Dvorak, Erik	Firefighter
Alskog, Jared	Firefighter	Eagle, Samuel	Captain
Anderson, Nicholas	Firefighter	Edin, Steven	Human Resources Director
Anderson, Sean	Firefighter/Paramedic	Edwards, Cameron	Firefighter/Paramedic
Bailey, Basil	Captain	Egger, Jennifer	Public Information Officer
Barrett, Ian	Firefighter/Paramedic	Eisele Kyle	Firefighter/Driver Operator
Bergstrom, Ryan	Firefighter	Elvrom, Sandra	Payroll Clerk
Bilow, Jeff	Captain	Farnes, Joshua	Fleet & Facilities Supervisor
Bonner, Chad	Firefighter/Paramedic	Fox, Kelsey	Accounting Technician
Brenner, Tristan	Firefighter/Paramedic	Furness, Todd	Battalion Chief
Brooke, Cody	Captain/Paramedic	Goarck, Tyler	Firefighter/Driver Operator
Burlingame, David	Captain	Green, Darren	Training Captain
Burnette, Christopher	Firefighter	Gribble, Hailley	Firefighter
Butler, Travis	Firefighter	Griffith, Rommel	Firefighter
Campbell, Matthew	Captain	Gunn, Tim	Firefighter/Driver Operator
Carbary, Ryan	Firefighter/Driver Operator	Hale, Chad	Battalion Chief
Carlson, Brent	Firefighter/Paramedic	Hallahan, Cydney	Firefighter
Carver, Susan	Deputy Fire Marshal	Hancock, Brenden	Firefighter/Driver Operator
Cassidy, Douglas	Firefighter	Hardwick, Ryan	Firefighter/Paramedic
Christenson, Robert	Facilities Maintenance Tech	Hendren, Chandler	Firefighter/Paramedic
Cloudy, Scott	Firefighter/Driver Operator	Herrington, Dakota	Firefighter
Cole, Jeff	Assistant Chief	Hasse, Conrad	Firefighter
Cook, Mark	Captain	Hoglund, Tyler	Firefighter/Driver Operator
Crandall, Chad	Captain	Holguin, Matthew	Firefighter
Crane, Kortney	Firefighter	Hopp, Ryan	Captain
Cruz, Luis	Firefighter/Driver Operator	Huizenga, Jason	Captain
Cushing, Obed	Firefighter	Jamerson, Jaxson	Mechanic
Dalton, Timothy	Firefighter	Jesus, Richard	Battalion Chief
Daly, Kyle	Firefighter	Keen, Bradley	Firefighter
Damron, Charles	Firefighter/Paramedic	Kendrick, Joseph	Firefighter/Paramedic
Davidson, Brandon	Firefighter	Koty, Laura	Firefighter
Davis, Mike	IT Manager	Kuehn, Jacob	Captain
Day, Hunter	Firefighter/Paramedic	Kyles, Mason	Firefighter
DeSanctis, Paula	Administrative Assistant	Lambrecht, Gunnar	Firefighter
Dickinson, Josiah	Firefighter	Lauritzen, Elliott	Firefighter/Driver Operator
Donaldson, Brian	Firefighter/Paramedic	Leonard, Alexander	Firefighter
Dormaier, Tyler	Firefighter/Paramedic	Lewis, Apollo	Firefighter/Driver Operator

Personnel

Lowery, Dylan	Firefighter/Driver Operator	Shepard, Kate	Medical Service Administrator
Luck, Corey	Firefighter	Skagen, Christopher	Captain/Paramedic
Maloney, Thomas	Assistant Chief/Fire Marshal	Solbakken, Chad	Firefighter/Driver Operator
Marrs, Audrey	Firefighter	Soper, Aaron	Battalion Chief
McAuliffe, Christopher	Firefighter/Driver Operator	Stich, Garrett	Firefighter
McCabe, Harrison	Firefighter/Paramedic	Strittmatter, Jeramie	Firefighter/Paramedic
McConkey, Jacob	Firefighter/Driver Operator	Taylor, Keith	Battalion Chief
McGhee, Don	Assistant Fire Marshal	Triplett, Chad	Firefighter
McGowan, Tobin	Captain	Trueax, Trevor	Medical Services Officer
McInnis, Chelsie	Finance Director	Tucker, Cade	Firefighter
Mckee, Colin	Firefighter	Tucker, Jason	Captain
Merkley, Brian	Assistant Fire Marshal	Tucker, Jeff	Captain
Meyer, Nicholas	Firefighter/Driver Operator	Vander Pol, Ned	Fire Chief
Milless, Chase	Firefighter	Vander Veen, Andrew	Captain
Milless, Craig	Firefighter/Paramedic	Villanueva, Steven	Firefighter
Milless, John	Captain	Wade, Dillon	Firefighter
Minaker, Scott	Firefighter/Paramedic	Whitney-Bajema, Ashton	Firefighter
Mullen, John	Firefighter/Driver Operator	Wienker, Holly	Firefighter/Paramedic
Neyens, Steve	Captain	Wienker, Matthew	Firefighter/Paramedic
Nielson, Jennett	Deputy Chief	Wilkins-Sikkel, Jason	Firefighter/Paramedic
O'Brien, Keenan	Firefighter	Williams, Reece	Firefighter/Paramedic
Olsen, Joshua	Firefighter/Driver Operator	Williamson, Ricky	Captain
Pester, Noah	Medical Service Officer	Windle, Josiah	Firefighter
Peterson, Hayley	Firefighter	Woolcock, Patrick	Captain/Paramedic
Petta, Spring	Public Information Officer	Work, Michael	Firefighter/Driver Operator
Piazzzi, Mirco	Medical Service Officer		
Pierce, Shayne	Captain		
Reeders, Benjamin	Firefighter		
Reeves, Jack	Firefighter/Driver Operator		
Reeves, Kaitlan	Firefighter/Driver Operator		
Rennie, Clayton	Firefighter		
Rowland, Hunter	Firefighter		
Ryan, Patrick	Deputy Fire Marshal		
Sampson, Joshua	Firefighter		
Shelton, Christopher	Firefighter		
Shelton, Dean	Medical Service Administrator/BC		

THIS PAGE LEFT BLANK INTENTIONALLY

CHAPTER 1

BUDGET & FINANCE



**MARYSVILLE FIRE DISTRICT RFA
BUDGETARY COMPARISON STATEMENT
EXPENSE FUND
For Year Ended December 31, 2024**

	Budget Amounts		Actual Amounts	Variance with Final Budget Positive (Negative)
	Original	Final		
Beginning Fund Balance	\$ 15,154,614.29	\$ 16,077,568.70	\$ 16,077,568.70	\$ -
Resources (Inflows):				
RFA Regular Levy Tax Collections	18,547,000.00	\$ 18,575,841.00	18,423,594.64	(152,246.36)
RFA EMS Levy Tax Collections	8,609,000.00	8,597,841.00	8,469,207.82	(128,633.18)
City of Marysville EMS Levy Contract Revenue	25,000.00	345,000.00	342,080.48	(2,919.52)
Fire District #12 EMS Levy Contract Revenue	10,000.00	22,000.00	21,261.75	(738.25)
Leasehold Excise/Timber Excise Distributions	3,100.00	4,000.00	5,187.22	1,187.22
Tulalip Tribes Contract -Nightclub/Liquor Store	15,230.00	15,230.00	15,230.65	0.65
District 15 Service Contracts	25,000.00	90,000.00	109,774.27	19,774.27
OSPI Public Schools (Marysville, Lakewood)	14,000.00	14,200.00	14,208.43	8.43
Sno-Isle Library	7,461.00	7,461.00	7,461.05	0.05
Grants - Federal & Local	1,250.00	7,580.00	7,579.65	(0.35)
Rental Income	19,200.00	20,300.00	20,300.00	-
Service Fees (Non-Contract)	5,000.00	500.00	5,013.98	4,513.98
Private Donations	500.00	500.00	80.00	(420.00)
Miscellaneous (Includes Custodial Activities)	75,000.00	100,000.00	111,011.95	11,011.95
Investment Interest Income	450,000.00	575,000.00	620,309.06	45,309.06
GEMT Revenues	265,000.00	265,000.00	265,000.00	-
Ambulance Revenues	2,600,000.00	2,650,000.00	3,002,486.55	352,486.55
Amounts Available for Appropriations	45,826,355.29	47,368,021.70	47,517,356.20	149,334.50
Charges to Appropriation (Outflows):				
Government Services	254,875.00	254,875.00	369,248.10	(114,373.10)
Administration	2,857,500.00	2,857,500.00	3,012,035.84	(154,535.84)
Fire Suppression	15,686,475.00	15,686,475.00	15,200,860.64	485,614.36
Emergency Medical Services	6,357,505.00	6,357,505.00	5,667,497.67	690,007.33
Special Operations	63,715.00	63,715.00	50,178.07	13,536.93
Fire Prevention/Public Relations	1,106,900.00	1,106,900.00	1,014,276.74	92,623.26
Training	833,755.00	833,755.00	709,420.42	124,334.58
Health/Safety	82,500.00	82,500.00	66,516.73	15,983.27
Support Services	3,278,855.00	3,278,855.00	3,019,725.63	259,129.37
General Capital Outlay/ One-Time Purchase	148,025.00	148,025.00	65,599.04	82,425.96
Transfers Out	1,850,000.00	1,850,000.00	1,850,000.00	-
Total Charges to Appropriations	32,520,105.00	32,520,105.00	31,025,358.88	1,494,746.12
Ending Fund Balance	\$ 13,306,250.29	\$ 14,847,916.70	\$ 16,491,997.32	\$ 1,644,080.62

**MARYSVILLE FIRE DISTRICT RFA
BUDGETARY COMPARISON STATEMENT
APPARATUS FUND
For Year Ended December 31, 2024**

	Budget Amounts		Actual Amounts	Variance with Final Budget Positive (Negative)
	Original	Final		
Beginning Fund Balance	\$ 2,468,086.09	\$ 2,510,327.23	\$ 2,510,327.23	\$ -
Resources (Inflows):				
Transfer In - Expense Fund 778-70	1,750,000.00	1,750,000.00	1,750,000.00	-
Transfer In - Capital/Reserve Fund 778-73	-	1,050,000.00	1,050,000.00	-
Investment Interest Income	70,000.00	150,000.00	164,381.48	14,381.48
Sale of Surplus Apparatus	-	2,684.00	6,544.00	3,860.00
Miscellaneous Revenue	-	4,197.89	4,197.89	-
Amounts Available for Appropriations	4,288,086.09	5,467,209.12	5,485,450.60	18,241.48
Charges to Appropriation (Outflows):				
Snohomish County - Investment Fees	1,050.00	1,050.00	600.00	450.00
Ladder Truck	1,650,000.00	1,650,000.00	1,640,271.07	9,728.93
Pumper Truck	-	1,050,000.00	947,791.24	102,208.76
Staff Vehicle - AFM	55,000.00	55,000.00	53,714.90	1,285.10
Staff Vehicle - Fleet/Facilities	85,000.00	85,000.00	84,573.19	426.81
Staff Vehicle - Fire Chief	55,000.00	55,000.00	-	55,000.00
Staff Vehicle - IT	55,000.00	55,000.00	53,674.24	1,325.76
Staff Vehicle - DC Operations	85,000.00	85,000.00	-	85,000.00
Ambulance Remounts	440,000.00	440,000.00	443,637.95	(3,637.95)
Boat/Trailer	22,000.00	22,000.00	22,962.98	(962.98)
Total Charges to Appropriations	2,448,050.00	3,498,050.00	3,247,225.57	250,824.43
Ending Fund Balance	\$ 1,840,036.09	\$ 1,969,159.12	\$ 2,238,225.03	\$ 269,065.91

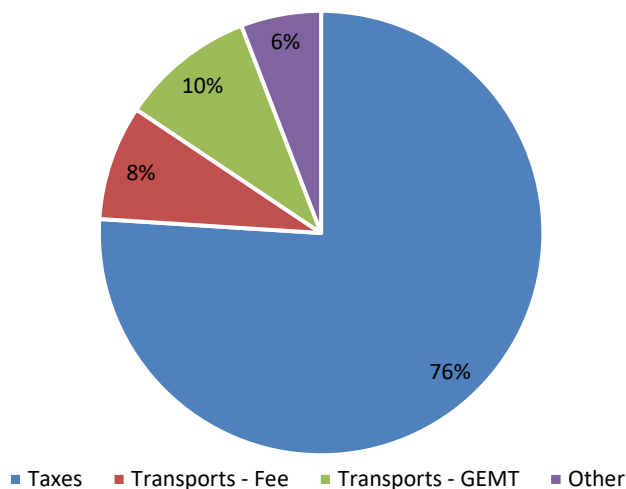
**MARYSVILLE FIRE DISTRICT RFA
BUDGETARY COMPARISON STATEMENT
EQUIPMENT FUND
For Year Ended December 31, 2024**

	Budget Amounts		Actual Amounts	Variance with Final Budget Positive (Negative)
	Original	Final		
Beginning Fund Balance	\$ 310,250.28	\$ 311,767.04	\$ 311,767.04	\$ -
Resources (Inflows):				
Transfer In - Expense Fund 778-70	100,000.00	100,000.00	100,000.00	-
Investment Interest Income	9,000.00	18,000.00	21,779.86	3,779.86
Amounts Available for Appropriations	419,250.28	429,767.04	433,546.90	3,779.86
Charges to Appropriation (Outflows):				
Snohomish County - Investment Fees	1,000.00	1,000.00	597.88	402.12
Total Charges to Appropriations	1,000.00	1,000.00	597.88	402.12
Ending Fund Balance	\$ 418,250.28	\$ 428,767.04	\$ 432,949.02	\$ 4,181.98

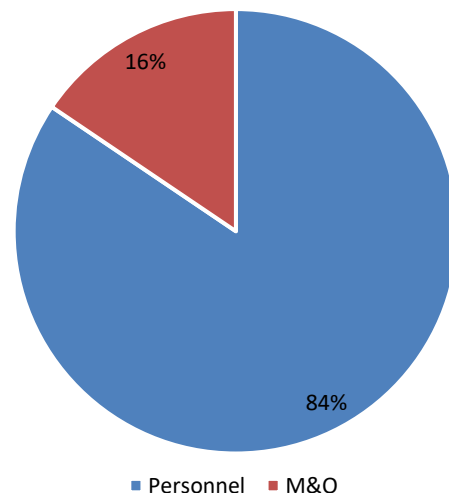
**MARYSVILLE FIRE DISTRICT RFA
BUDGETARY COMPARISON STATEMENT
CAPITAL/RESERVE FUND
For Year Ended December 31, 2024**

	Budget Amounts		Actual Amounts	Variance with Final Budget Positive (Negative)
	Original	Final		
Beginning Fund Balance	\$ 20,986,818.19	\$ 21,351,326.80	\$ 21,351,326.80	\$ -
Resources (Inflows):				
Dept. of Health GEMT Program - Current	1,565,000.00	1,565,000.00	1,651,824.66	86,824.66
Dept. of Health GEMT Program - Retro	500,000.00	1,590,579.32	1,590,579.32	-
Investment Interest Income	675,000.00	900,000.00	987,022.96	87,022.96
Amounts Available for Appropriations	23,726,818.19	25,406,906.12	25,580,753.74	173,847.62
Charges to Appropriation (Outflows):				
Snohomish County - Investment Fees	6,000.00	6,000.00	2,934.01	3,065.99
GEMT - Overpaid Funds Return	10,000.00	10,000.00	-	10,000.00
General Capital Project A&E/Professional Services	25,000.00	25,000.00	-	25,000.00
Station 63 Project - A&E / Professional Services	75,000.00	150,000.00	110,685.39	39,314.61
Station 65 Project - A&E / Professional Services	75,000.00	75,000.00	-	75,000.00
Public Safety Building - Remodel/Improvement Costs	600,000.00	600,000.00	256,133.12	343,866.88
Extrication Tools	106,000.00	106,000.00	105,883.83	116.17
Transfers Out	-	1,050,000.00	1,050,000.00	-
Total Charges to Appropriations	897,000.00	2,022,000.00	1,525,636.35	496,363.65
Ending Fund Balance	\$ 22,829,818.19	\$ 23,384,906.12	\$ 24,055,117.39	\$ 670,211.27

REVENUE CATEGORY - %OF TOTAL COLLECTED - ALL FUNDS
(EXCLUDING INTERFUND TRANSFERS)



EXPENSE FUND APPROPRIATION - % OF TOTAL
(EXCLUDING INTERFUND TRANSFERS)



**MARYSVILLE FIRE DISTRICT
2020-2024 FUND BALANCE
ANNUAL NET CHANGE IN CASH POSITION / EXPENSES & REVENUES BY TYPE**

MFD EXPENSE FUND

	2020	2021	2022	2023	2024
Beginning Cash & Investments	\$ 10,592,371	\$ 11,709,080	\$ 13,380,225	\$ 13,586,833	\$ 16,077,569
Ending Cash & Investments	\$ 11,709,080	\$ 13,380,225	\$ 13,586,833	\$ 16,077,569	\$ 16,491,997
Change in Cash Position	\$ 1,116,709	\$ 1,671,145	\$ 206,608	\$ 2,490,735	\$ 414,428
Percent Change	11%	14%	2%	18%	3%

Inflows	24,495,311	27,051,214	27,675,118	29,381,220	31,439,788
% Change	25.2%	10.4%	2.3%	6.2%	7.0%
Outflows	23,378,602	25,380,070	27,468,509	26,890,485	31,025,359
% Change	16.02%	8.56%	8.23%	-2.10%	15.38%

MFD RESERVE/CAPITAL FUND

	2020	2021	2022	2023	2024
Beginning Cash & Investments	\$ 8,209,521	\$ 12,100,934	\$ 15,253,002	\$ 19,989,031	\$ 21,351,327
Ending Cash & Investments	\$ 12,100,934	\$ 15,253,002	\$ 19,989,031	\$ 21,351,327	\$ 24,055,117
Change in Cash Position	\$ 3,891,413	\$ 3,152,068	\$ 4,736,029	\$ 1,362,296	\$ 2,703,790
Percent Change	47%	26%	31%	7%	13%

MFD APPARATUS FUND

	2020	2021	2022	2023	2024
Beginning Cash & Investments	\$ 25,120	\$ 724,643	\$ 1,972,219	\$ 2,379,136	\$ 2,510,327
Ending Cash & Investments	\$ 724,643	\$ 1,972,219	\$ 2,379,136	\$ 2,510,327	\$ 2,238,225
Change in Cash Position	\$ 699,523	\$ 1,247,575	\$ 406,917	\$ 131,191	\$ (272,102)
Percent Change	2785%	172%	21%	6%	-11%

MFD EQUIPMENT FUND

	2020	2021	2022	2023	2024
Beginning Cash & Investments	\$ -	\$ -	\$ -	\$ 202,250	\$ 311,767
Ending Cash & Investments	\$ -	\$ -	\$ 202,250	\$ 311,767	\$ 432,949
Change in Cash Position	\$ -	\$ -	\$ 202,250	\$ 109,517	\$ 121,182

MFD - ALL FUNDS COMBINED

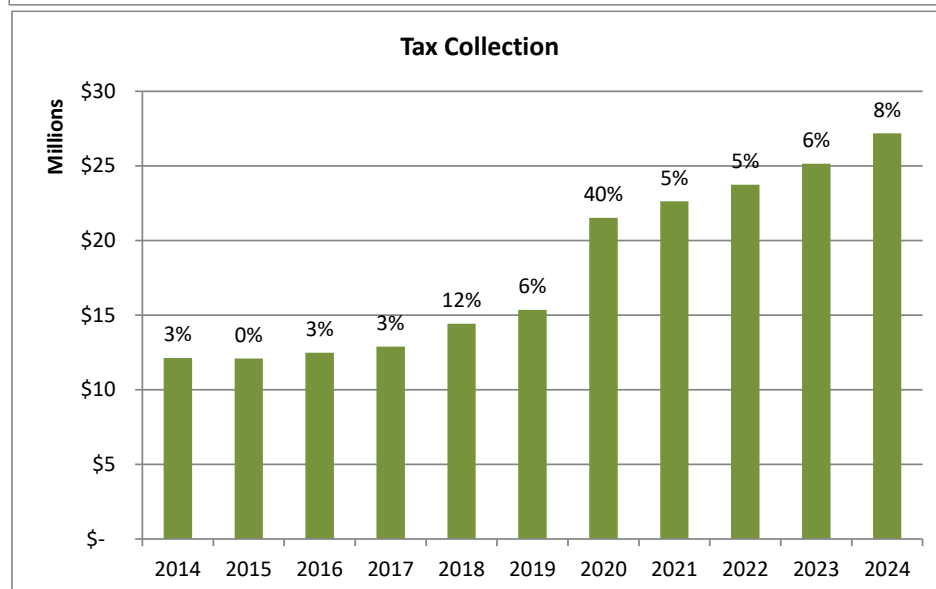
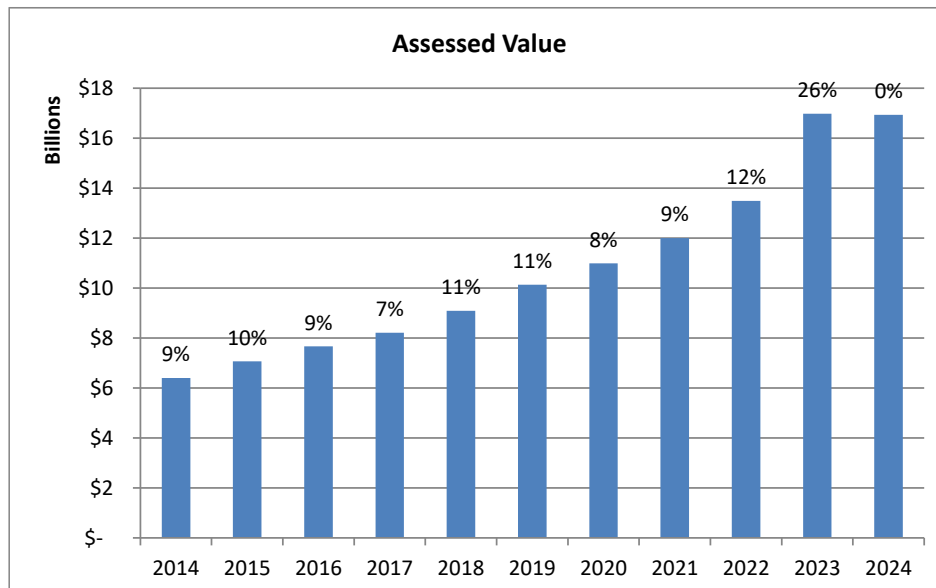
	2020	2021	2022	2023	2024
Beginning Cash & Investments	\$ 18,827,012	\$ 24,534,657	\$ 30,605,445	\$ 36,157,251	\$ 40,250,990
Ending Cash & Investments	\$ 24,534,657	\$ 30,605,445	\$ 36,157,251	\$ 40,250,990	\$ 43,218,288
Change in Cash Position	\$ 5,707,645	\$ 6,070,788	\$ 5,551,805	\$ 4,093,739	\$ 2,967,298
Percent Change	30%	25%	18%	11%	7%

NOTES

1. Increase in MFD Reserve/Capital Fund balance is largely attributed to revenue proceeds from the federal entitlement Ground Emergency Medical Transportation (GEMT) program, which began in 2018.

2013-2024 Marysville Fire District Assessed Values & Tax Collections

Year	Assessed Value	Tax Collections	AV % Ch	Tax % Ch
2014	\$ 6,401,959,921	\$ 12,124,761	9%	3%
2015	\$ 7,066,307,809	\$ 12,086,075	10%	0%
2016	\$ 7,667,152,358	\$ 12,484,615	9%	3%
2017	\$ 8,210,322,220	\$ 12,883,337	7%	3%
2018	\$ 9,095,468,337	\$ 14,425,529	11%	12%
2019	\$ 10,131,479,239	\$ 15,346,296	11%	6%
2020	\$ 10,986,158,993	\$ 21,520,200	8%	40%
2021	\$ 12,006,418,218	\$ 22,617,879	9%	5%
2022	\$ 13,486,754,984	\$ 23,734,200	12%	5%
2023	\$ 16,983,384,790	\$ 25,142,880	26%	6%
2024	\$ 16,935,809,030	\$ 27,173,682	0%	8%



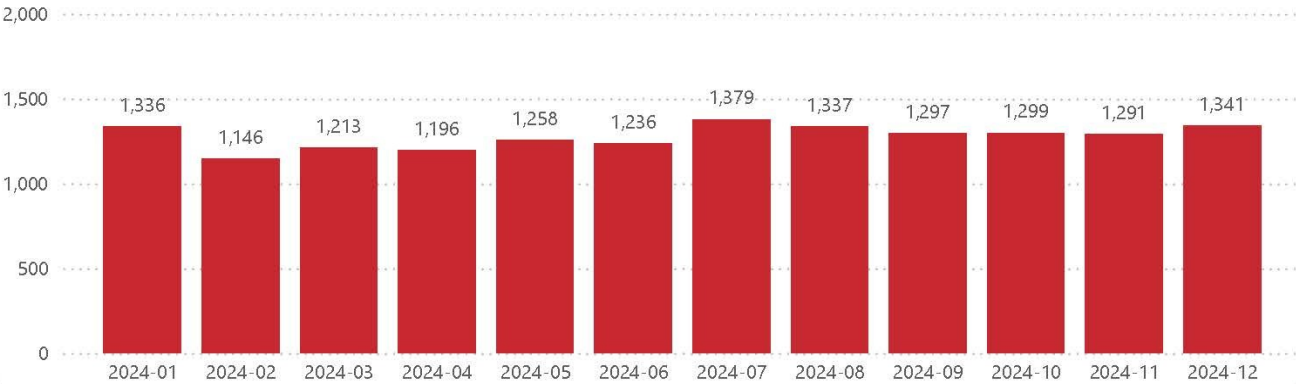
CHAPTER 2

INCIDENT STATISTICS



Marysville Fire District
Annual Report - 2024

Number of Incidents Over the Last Year



Average and Compliance Over The Last Year

Statistics	Average	Compliance %	Benchmark
Call Processing	00:01:19	55.29%	< 1:20
Turnout	00:01:33	74.78%	< 2:00
Travel	00:04:42	76.92%	< 6:00
Total Reflex	00:08:56	58.72%	< 8:30

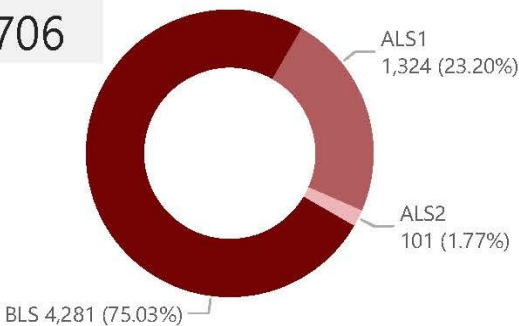
Incidents by Call Group Over the Last Year

Incident Type	Number of Incidents	% of Total
EMS	11,037	72.00%
Other	1,598	10.42%
Vehicle Accident	723	4.72%
Alarm	648	4.23%
Service	604	3.94%
Fire - Structure	497	3.24%
Hazardous Condition	96	0.63%
Fire - Other	70	0.46%
Fire - Vegetation	22	0.14%
Rescue	22	0.14%
Hazmat	12	0.08%
Total	15,329	100.00%

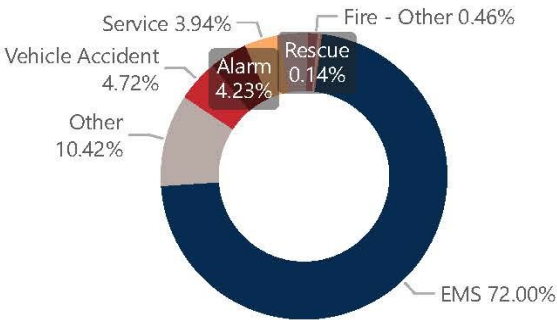
Transport Counts BLS vs. ALS Over the Last Year

Total Count

5,706



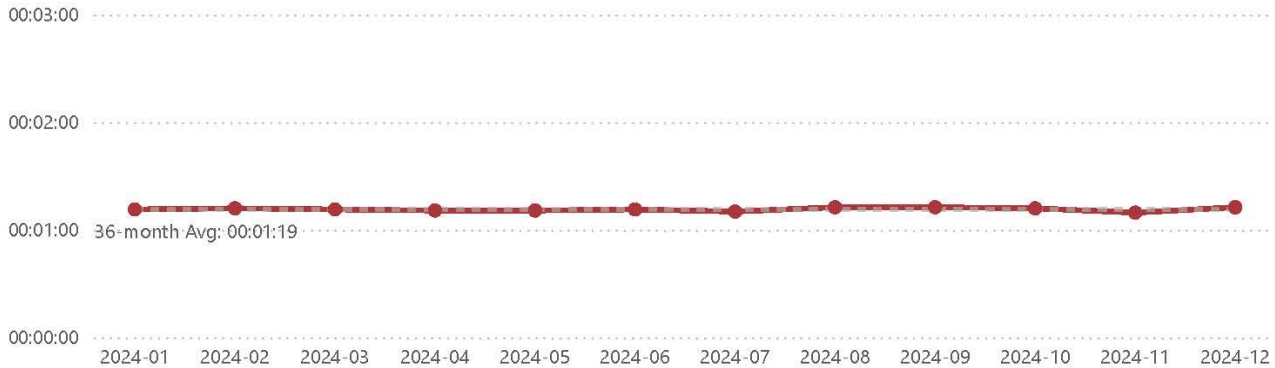
Unique Incidents by Percentage Over the Last Year



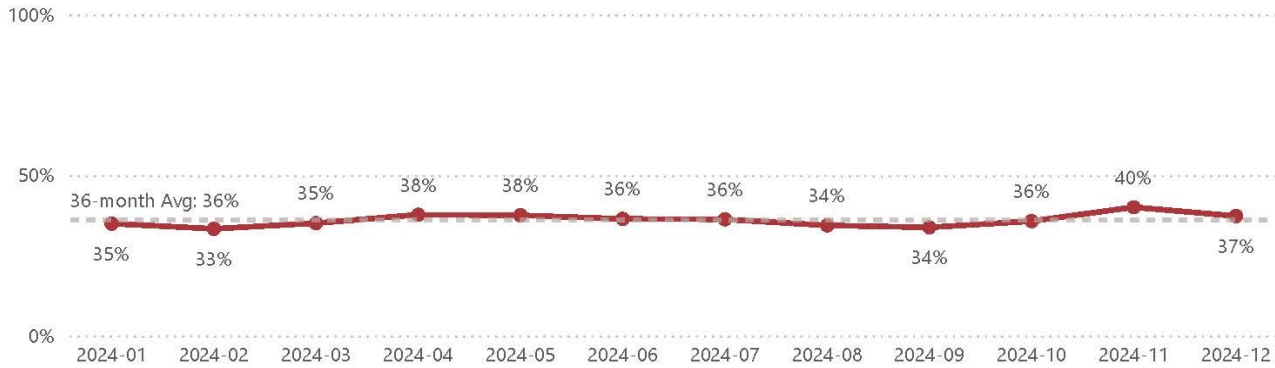
*Annual incident statistics prepared by FireStats, LLC

Marysville Fire District
Call Processing
First Unit Dispatched, Code 3

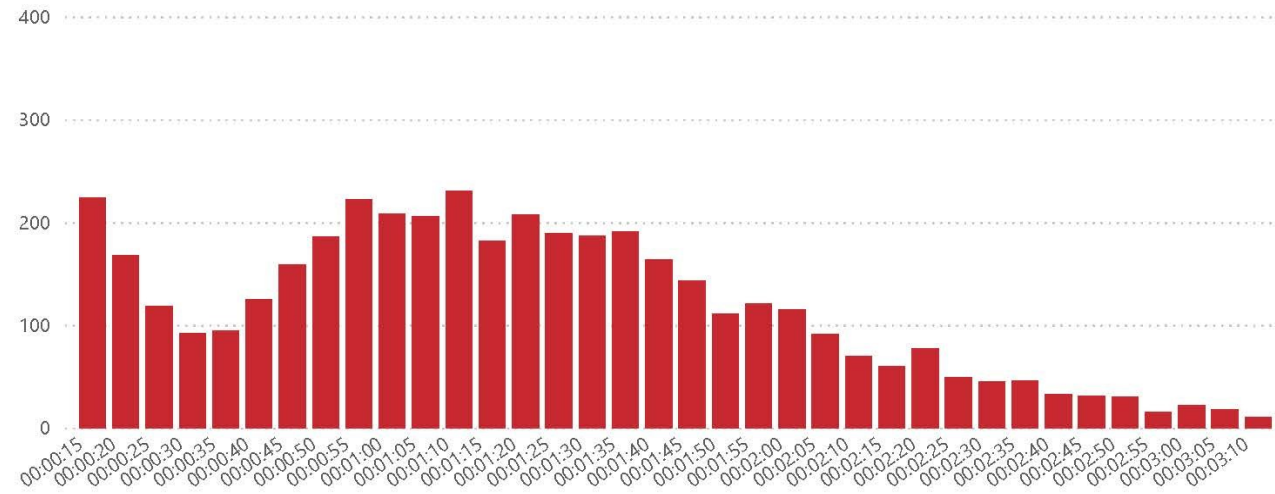
Average Call Processing Times Over the Last 12 Months



Percentage of Call Processing Times Below 60 Seconds Over the Last 12 Months



Call Processing Time Distribution Over the Last Year



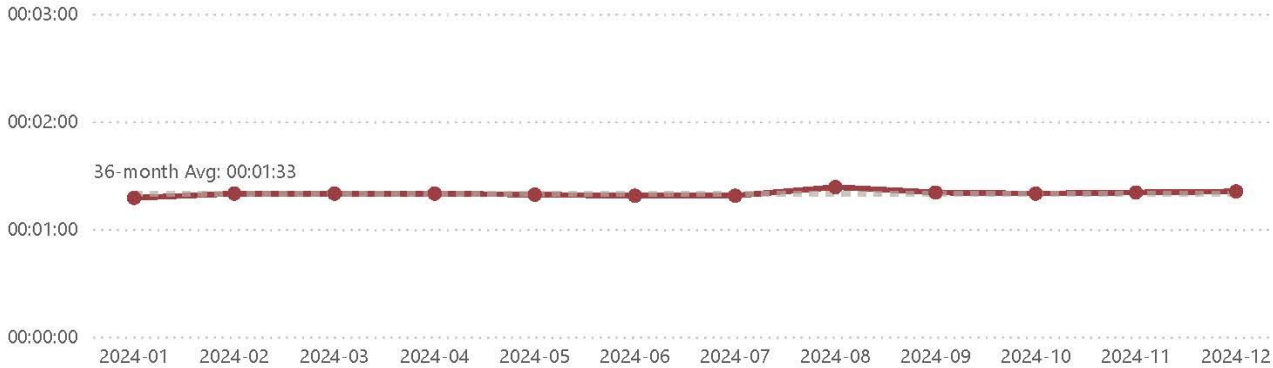
*Annual incident statistics prepared by FireStats, LLC

Marysville Fire District

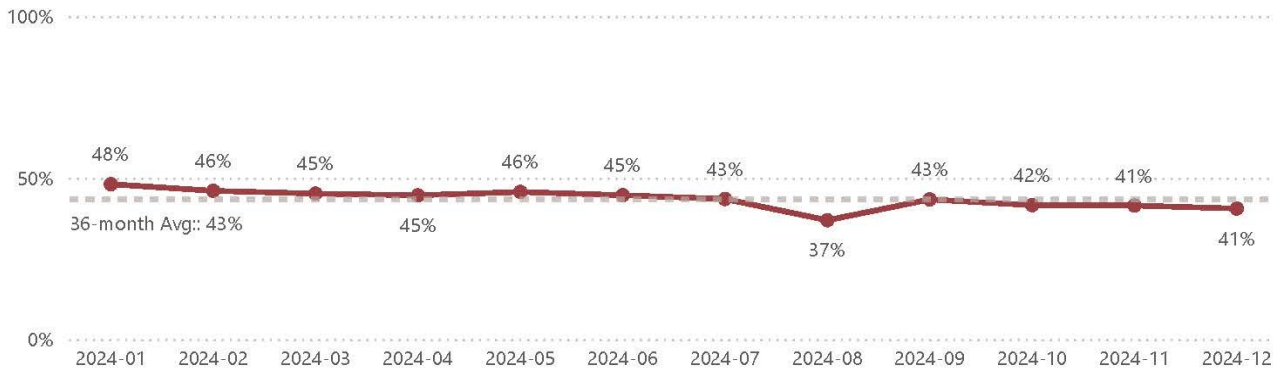
Turnout

Engines & Ambulances, Code 3

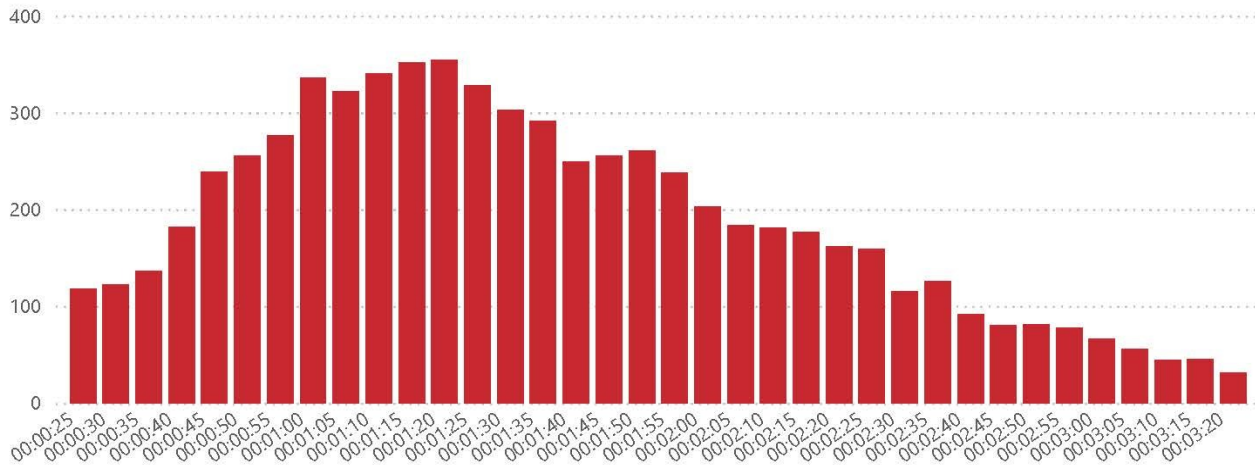
Average Turnout Times Over the Last 12 Months



Percentage of Turnout Times Below 60 Seconds Over the Last 12 Months



Turnout Time Distribution Over the Last Year

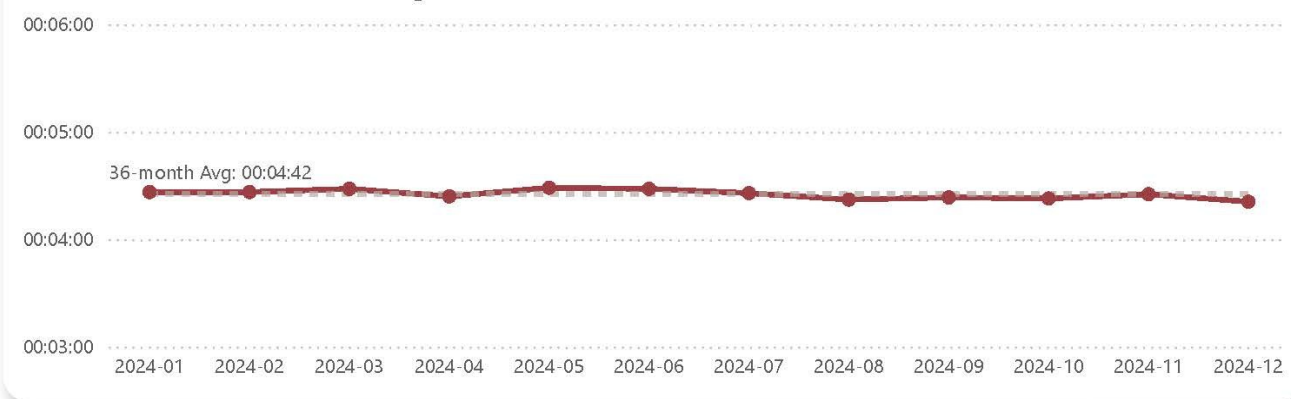


Marysville Fire District

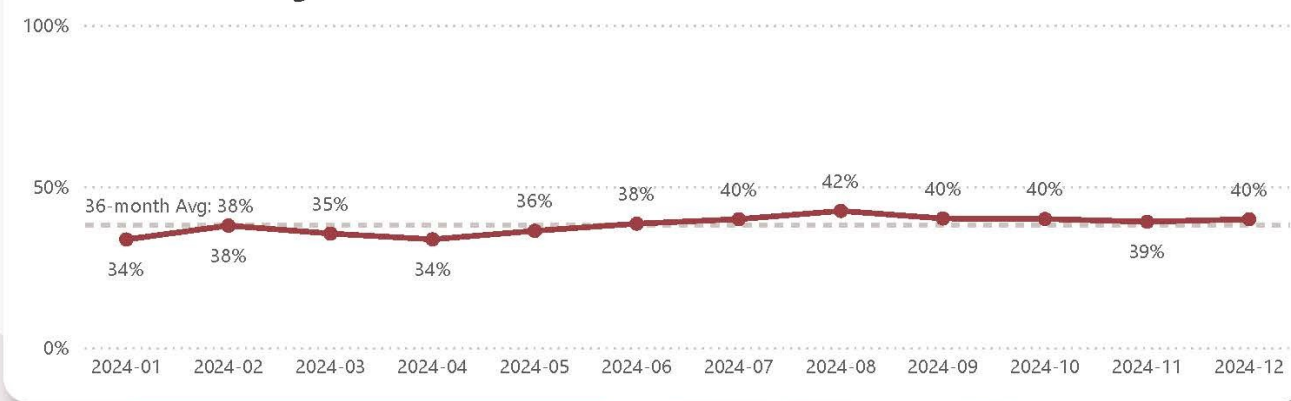
Travel

First Unit On Scene, Engines & Ambulances, Code 3

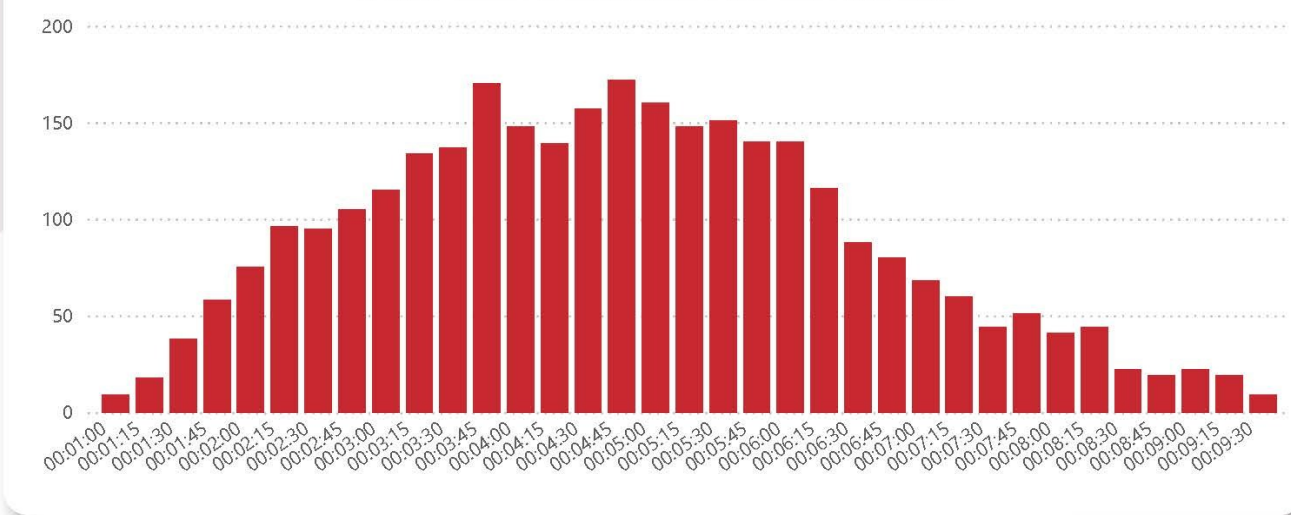
Average Travel Times Over the Last 12 Months



Percentage of Travel Times Below 4 Minutes Over the Last 12 Months



Travel Time Distribution Over the Last Year

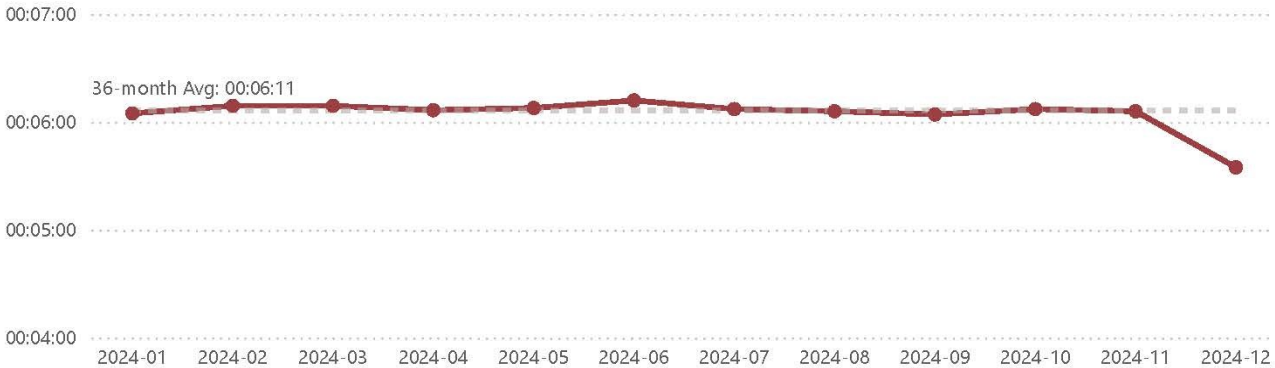


Marysville Fire District

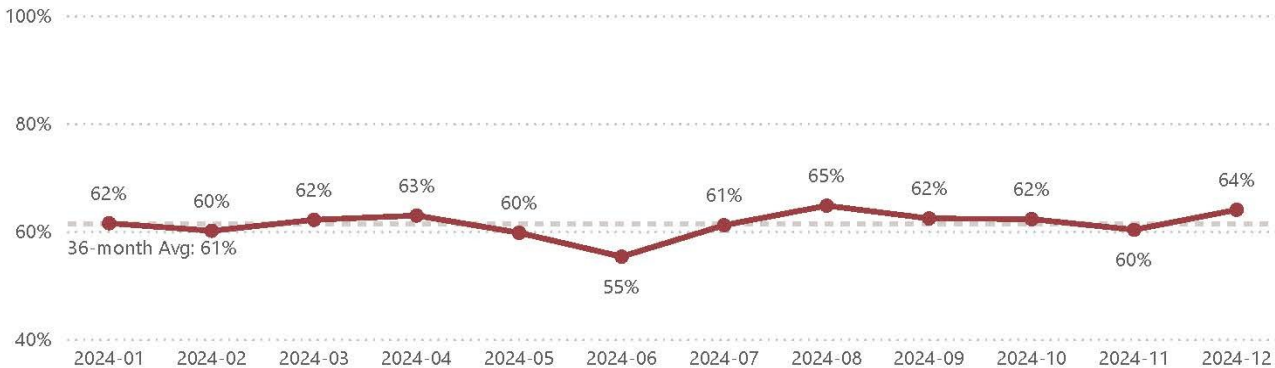
Response

First Unit On Scene, Engines & Ambulances, Code 3

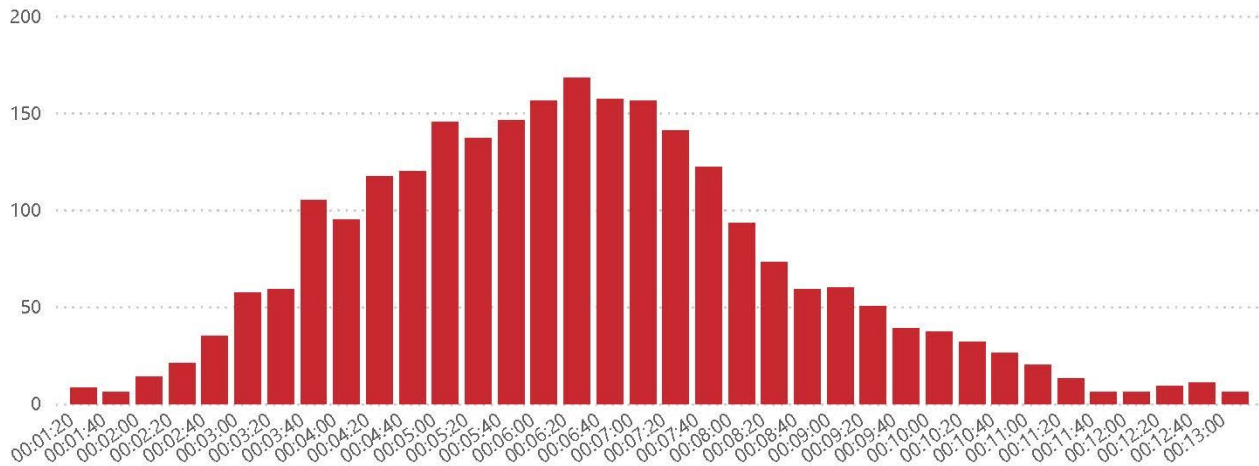
Average Response Times Over the Last 12 Months



Percentage of Response Times Below 6 Minutes Over the Last 12 Months



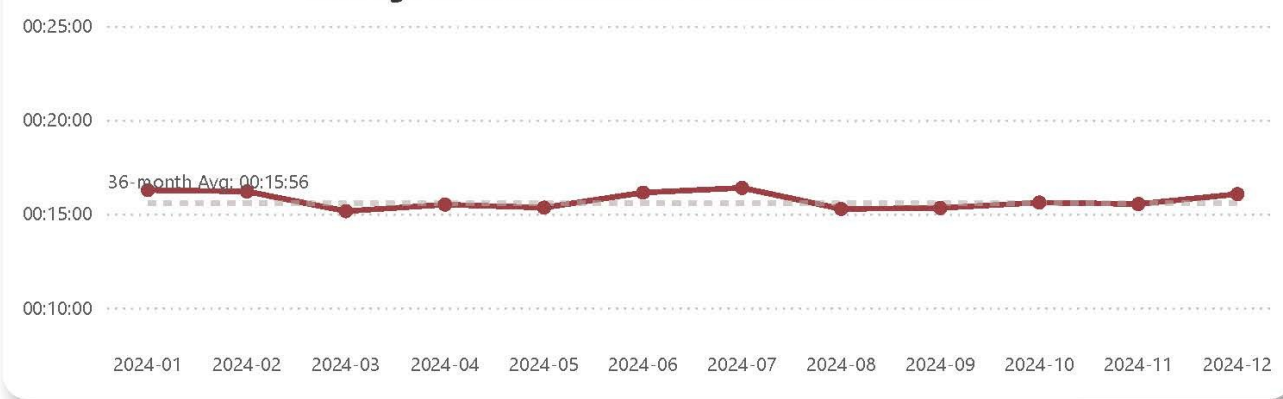
Response Time Distribution Over the Last Year



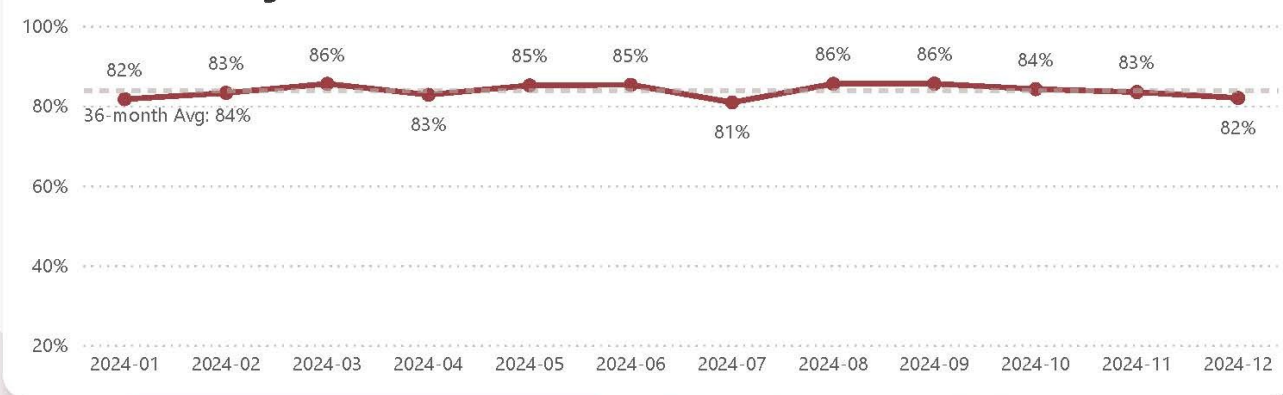
Marysville Fire District

At Scene
Engines & Ambulances

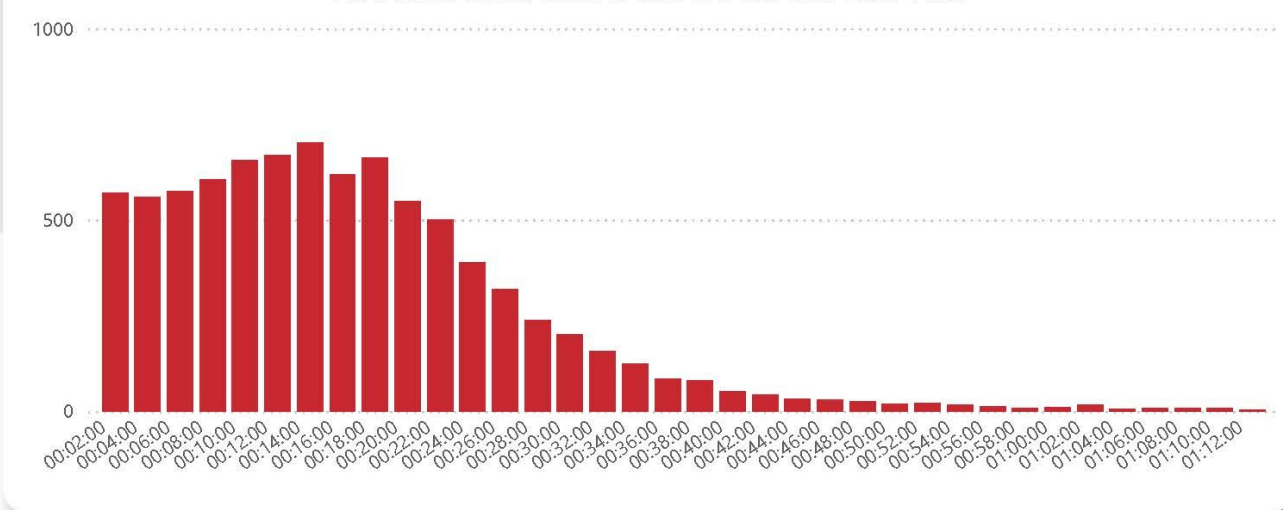
Average At Scene Times Over the Last 12 Months



Percentage of At Scene Times Below 25 Minutes Over the Last 12 Months



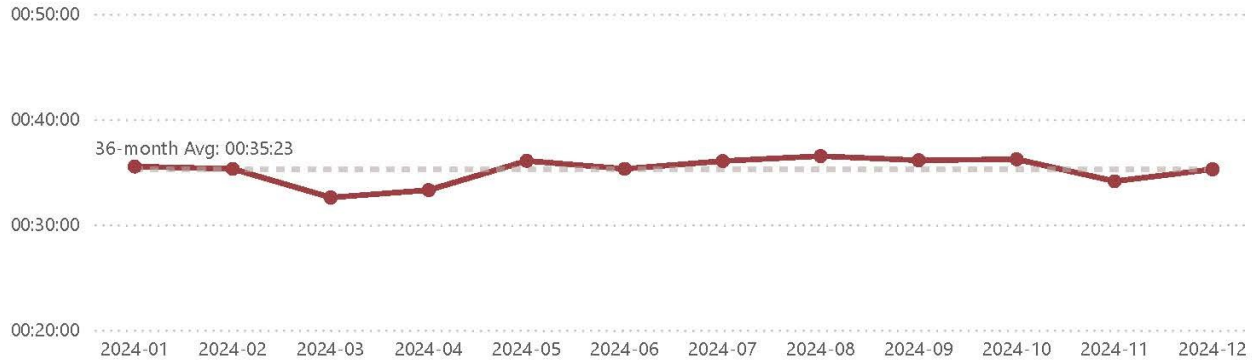
At Scene Time Distribution Over the Last Year



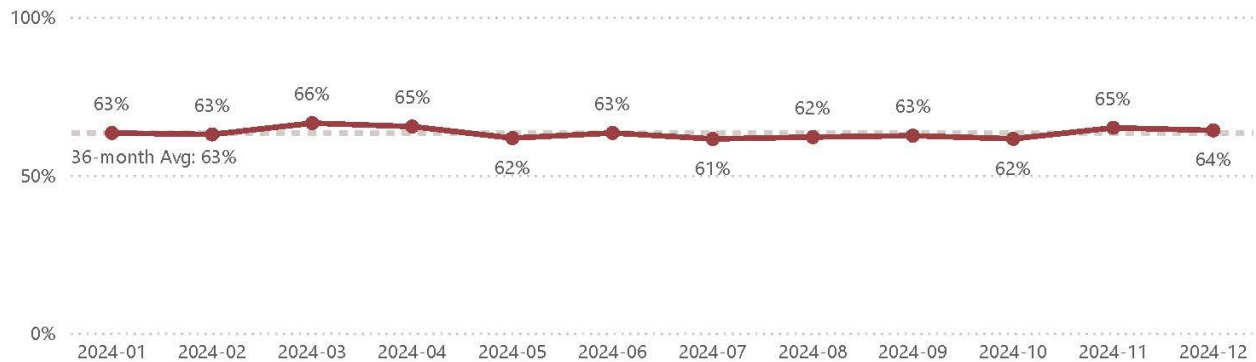
*Annual incident statistics prepared by FireStats, LLC

Marysville Fire District
Committed - Ambulances

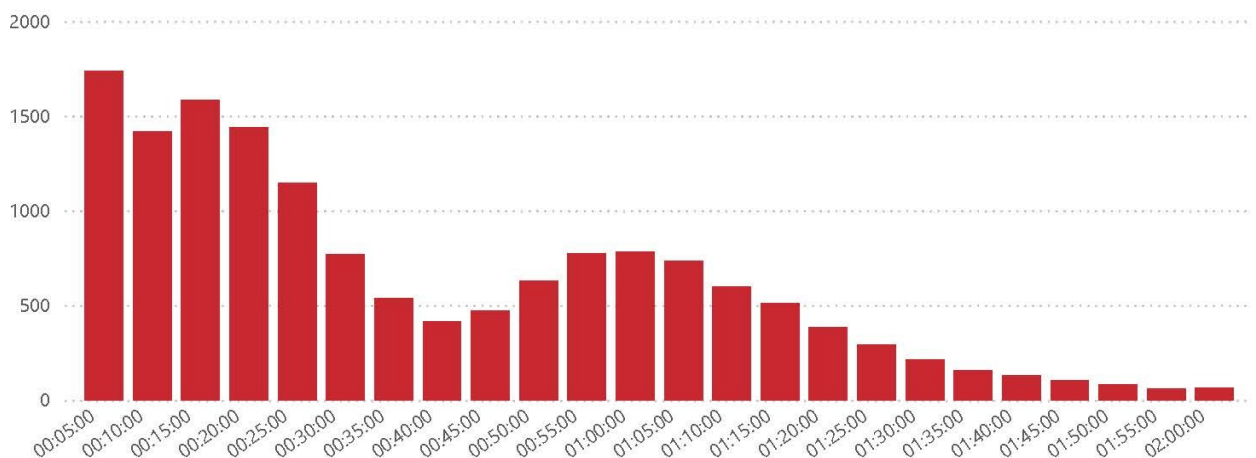
Average Committed Times Over the Last 12 Months



Percentage of Committed Times Below 45 Minutes Over the Last 12 Months

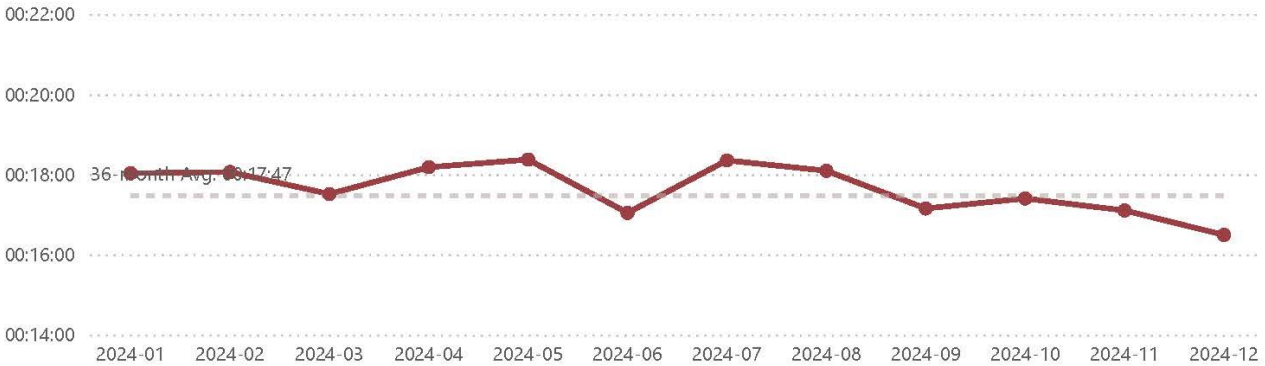


Committed Time Distribution Over the Last Year

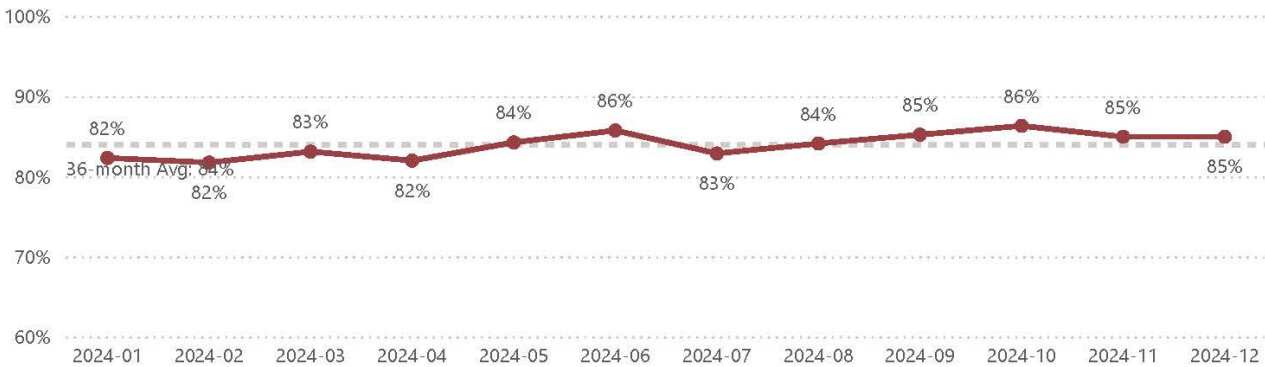


Marysville Fire District
Committed - Engines & Ladders

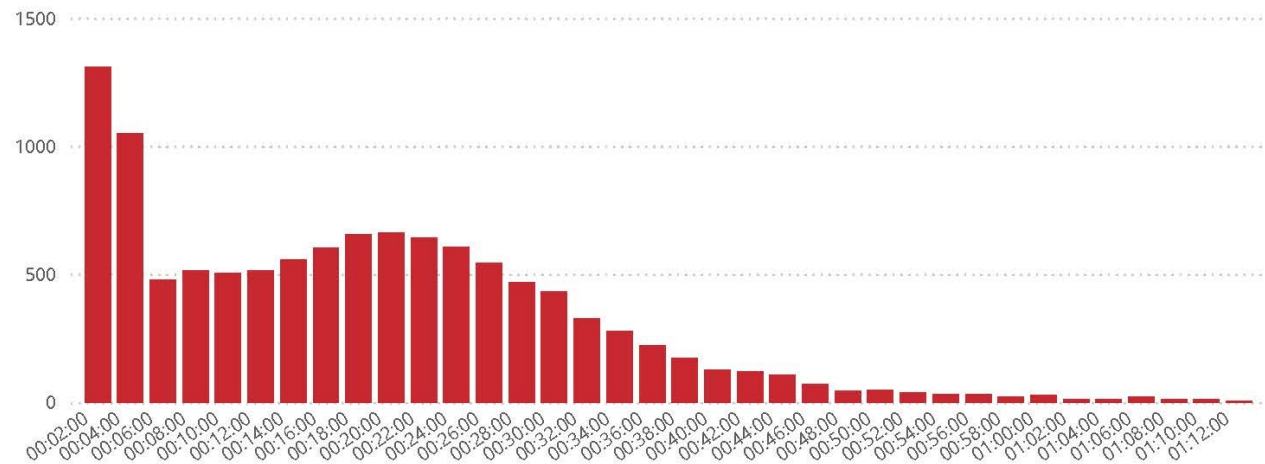
Average Committed Times Over the Last 12 Months



Percentage of Committed Times Below 30 Minutes Over the Last 12 Months



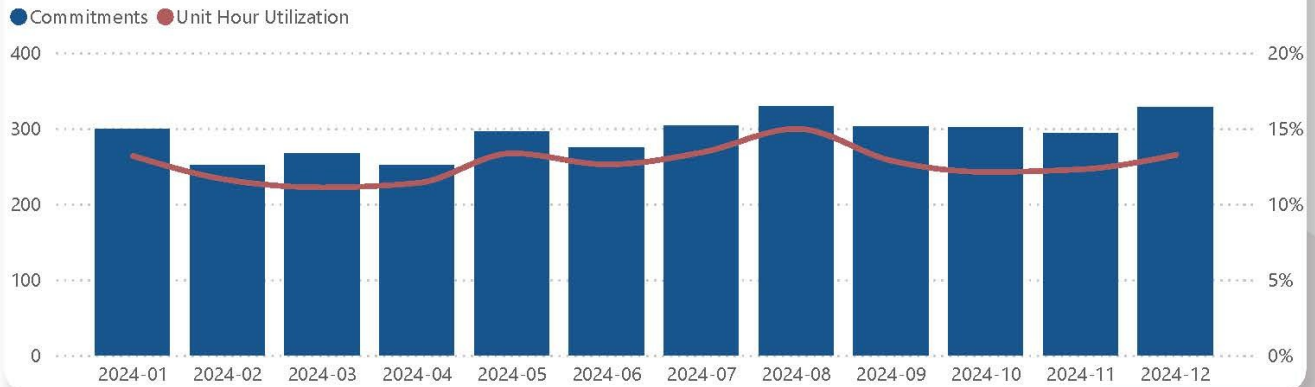
Committed Time Distribution Over the Last Year



Marysville Fire Department
Total Commitments by Unit - 2024

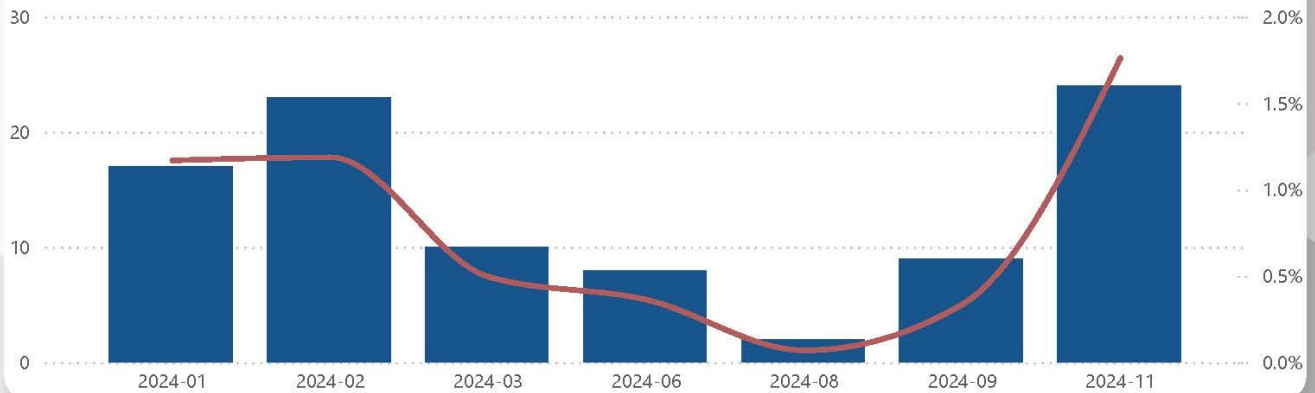
Engine E61 - Commitments and Unit Hour Utilization

Last Year



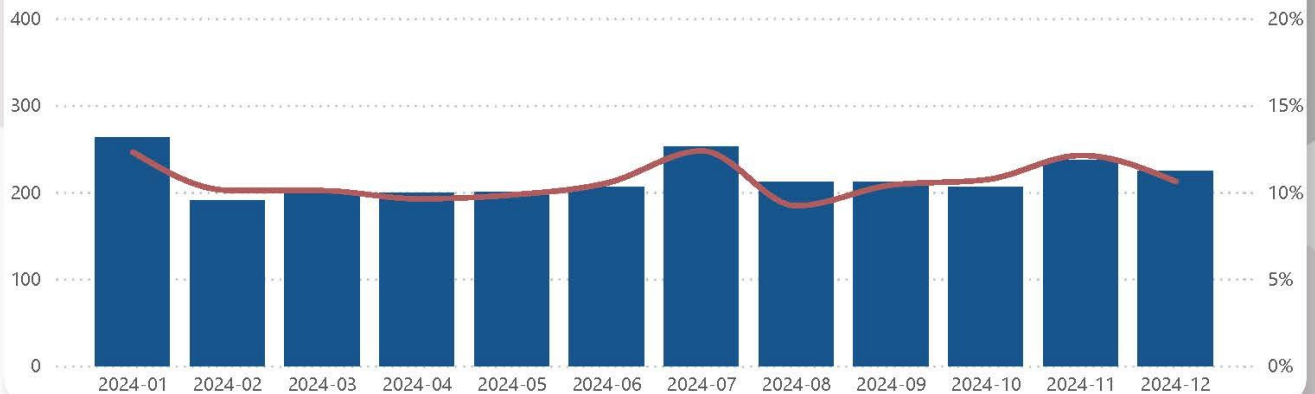
Engine E62 - Commitments and Unit Hour Utilization

Last Year



Engine E63 - Commitments and Unit Hour Utilization

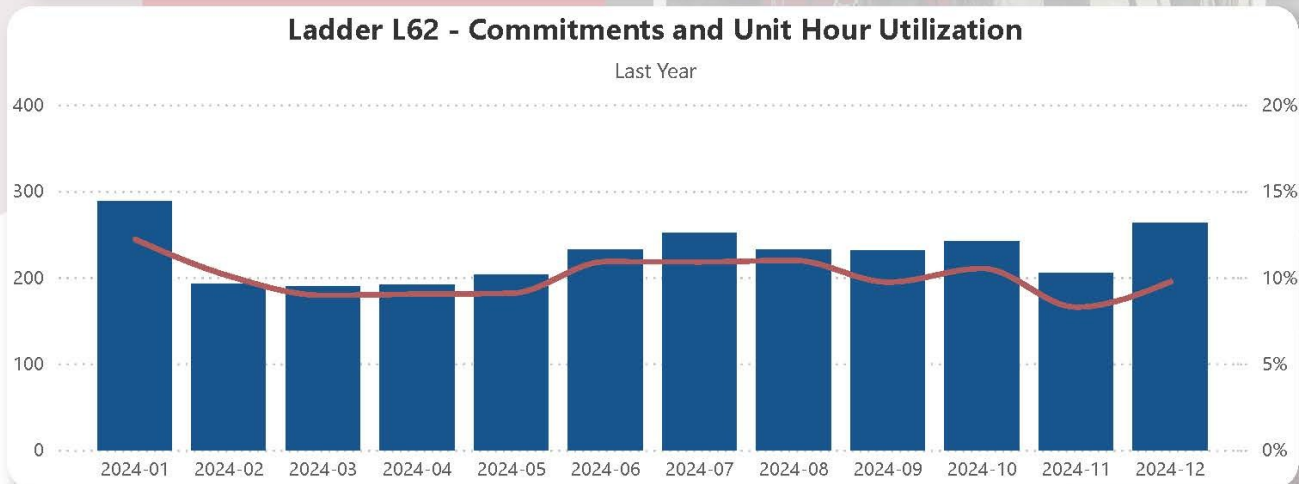
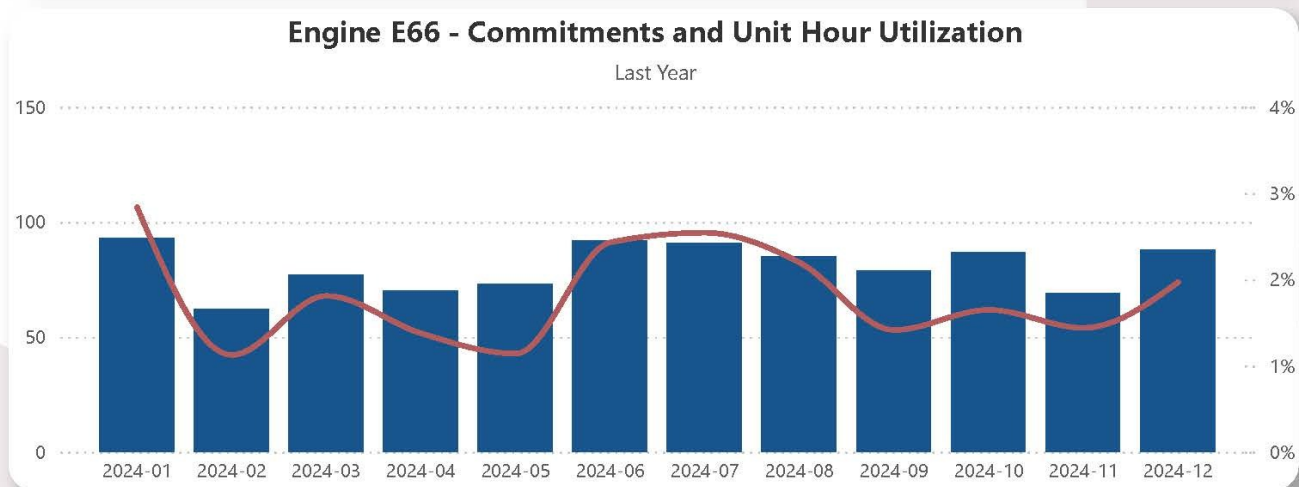
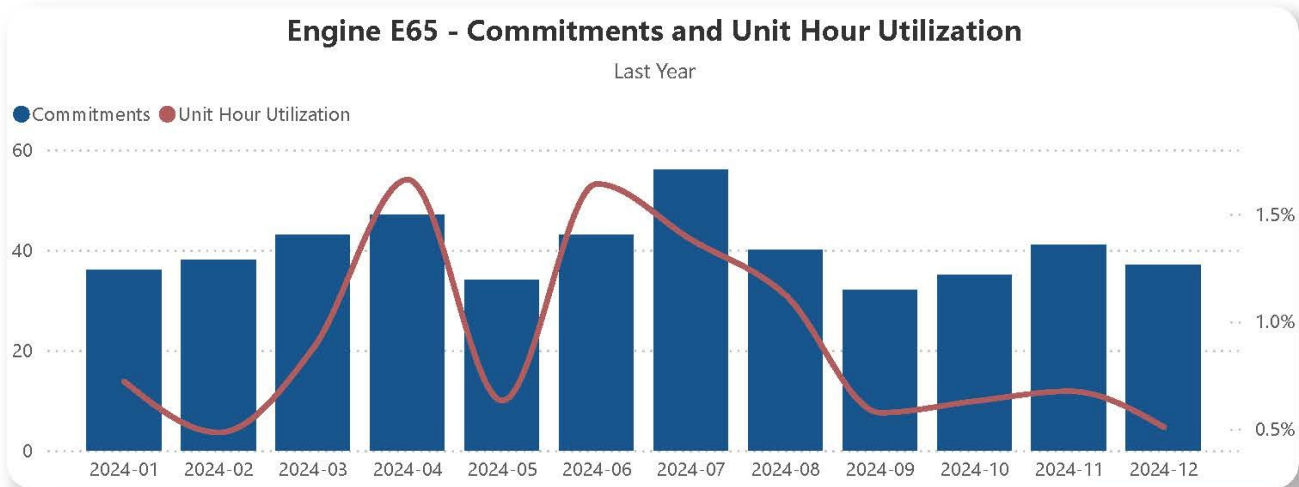
Last Year



10

*Annual incident statistics prepared by FireStats, LLC

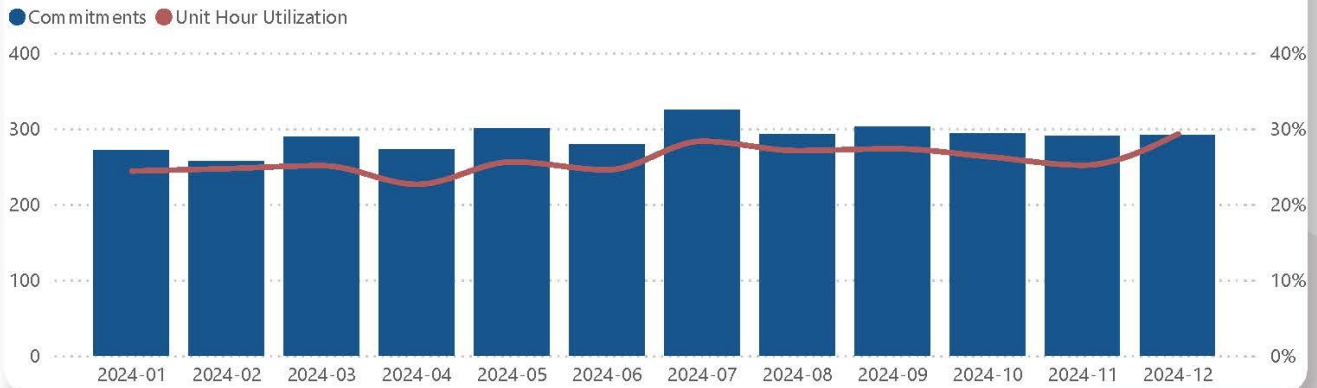
Marysville Fire Department
Total Commitments by Unit - 2024



Marysville Fire District
Total Commitments by Unit - 2024

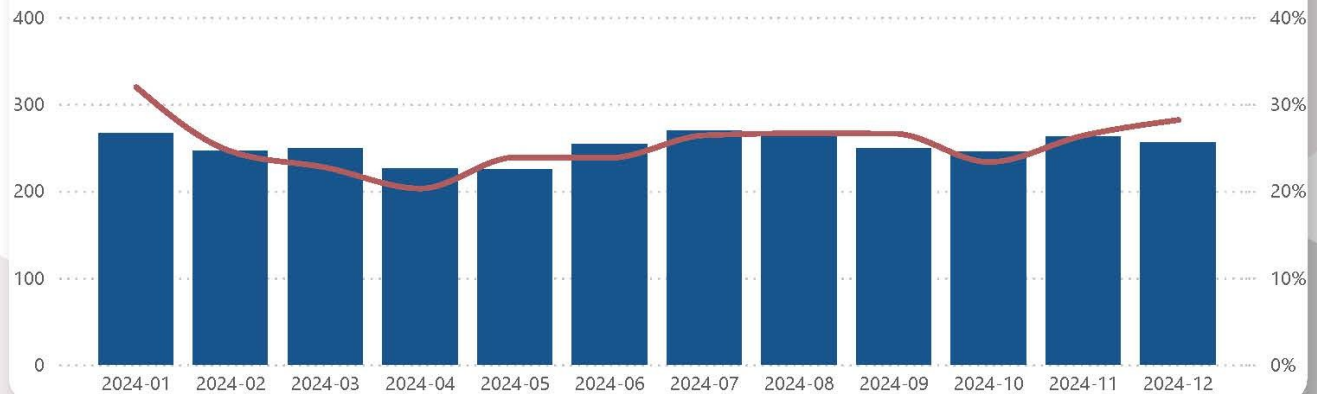
Ambulance A61 - Commitments and Unit Hour Utilization

Last Year



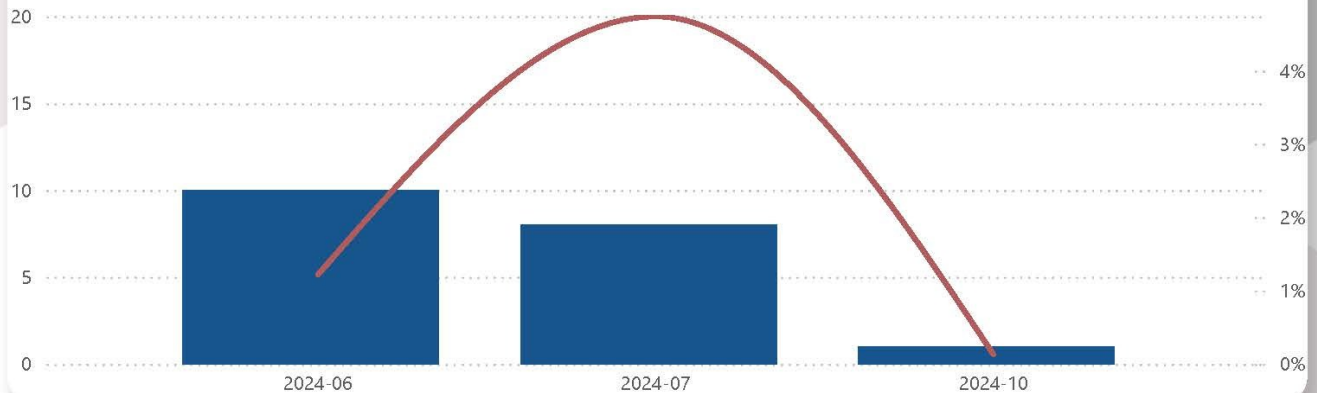
Ambulance A62 - Commitments and Unit Hour Utilization

Last Year



Ambulance A62A - Commitments and Unit Hour Utilization

Last Year



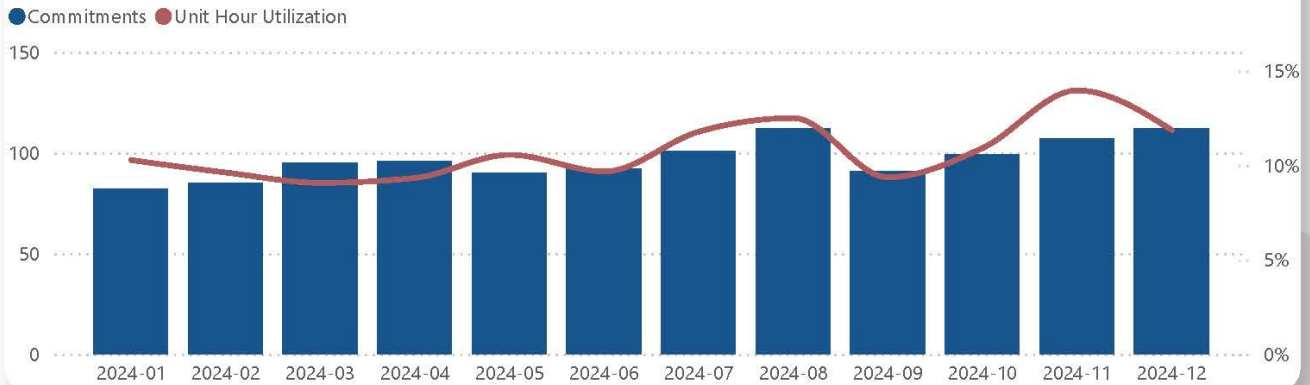
12

*Annual incident statistics prepared by FireStats, LLC

Marysville Fire Department
Total Commitments by Unit - 2024

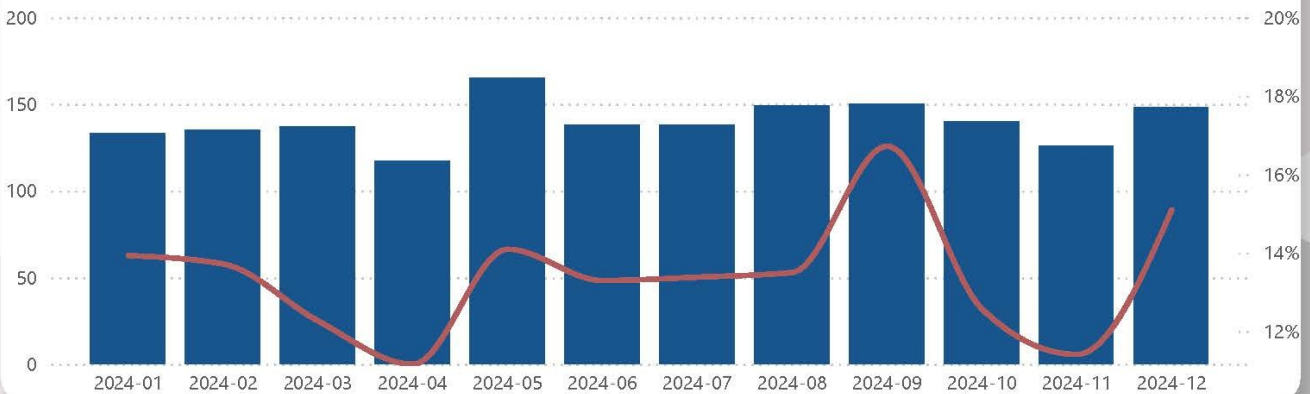
Ambulance A65 - Commitments and Unit Hour Utilization

Last Year



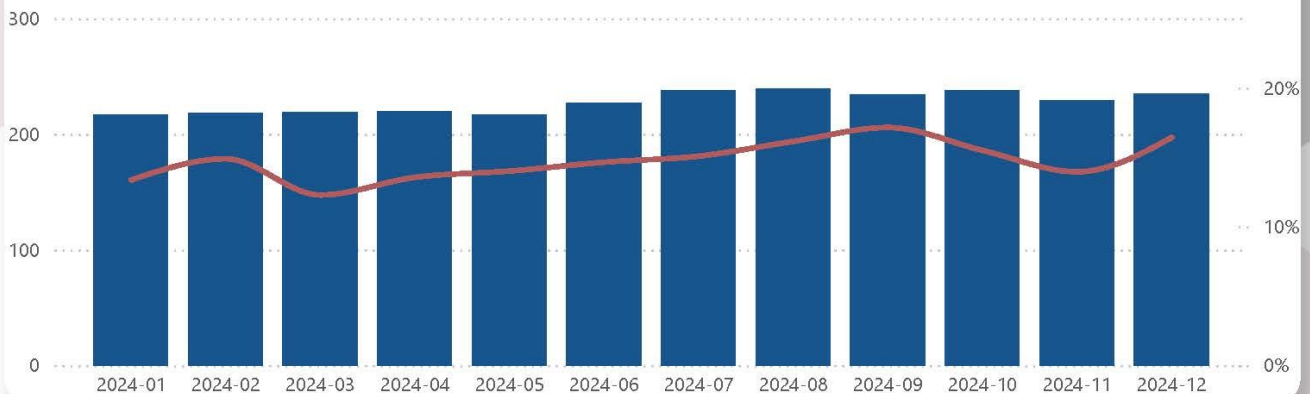
Ambulance A66 - Commitments and Unit Hour Utilization

Last Year

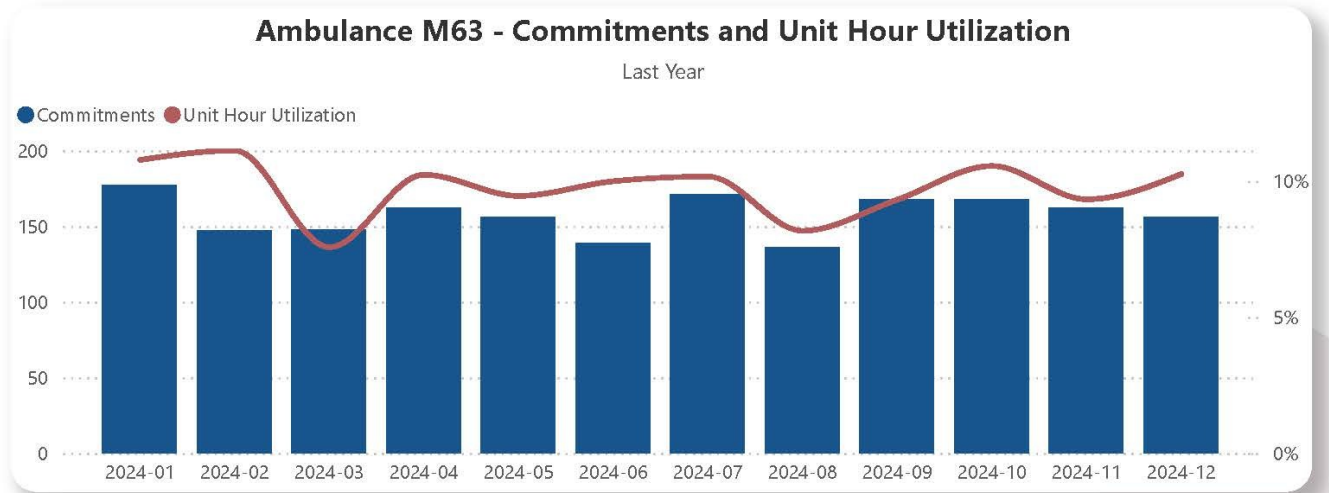


Ambulance M61 - Commitments and Unit Hour Utilization

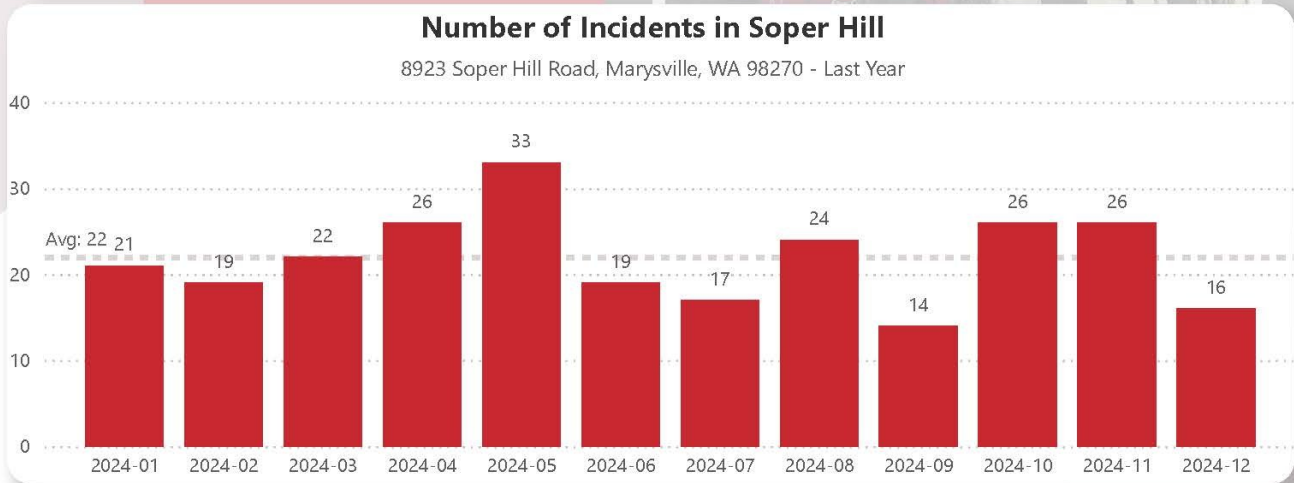
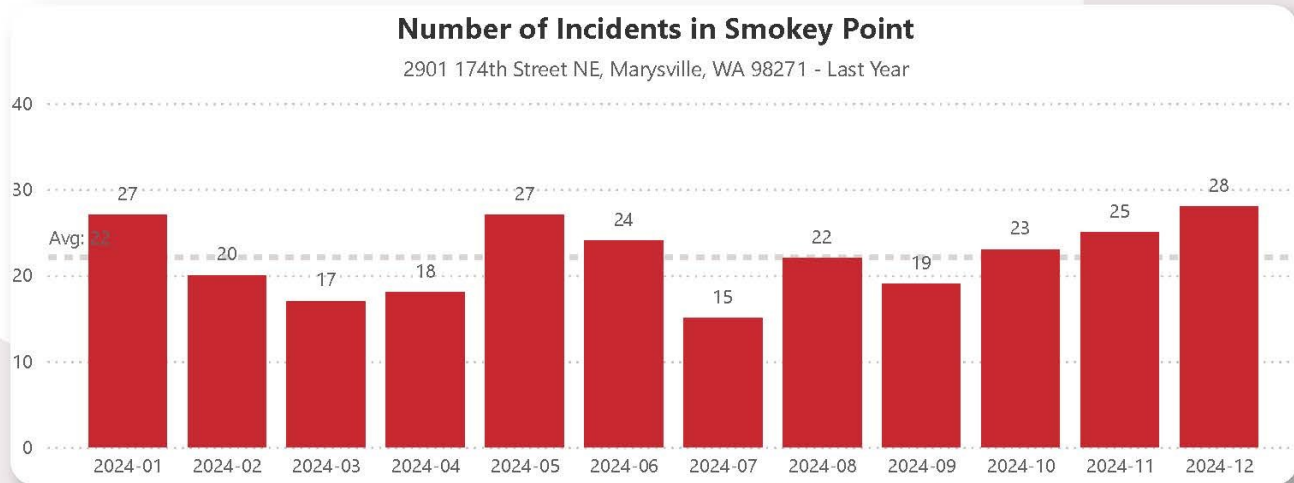
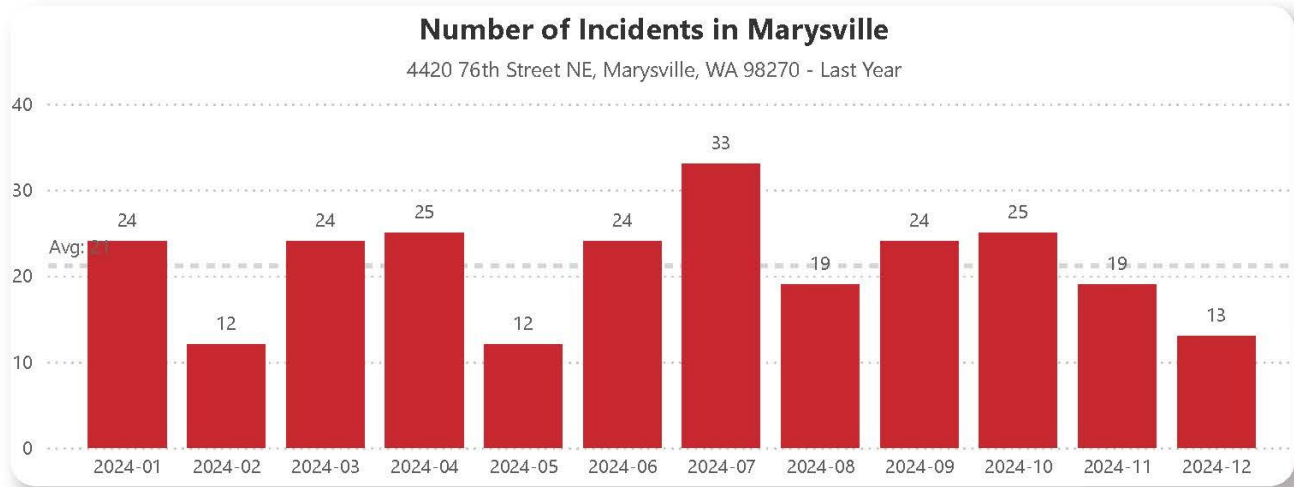
Last Year



Marysville Fire District
Total Commitments by Unit - 2024



Marysville Fire District
Total Commitments by Unit - 2024



15

*Annual incident statistics prepared by FireStats, LLC

THIS PAGE LEFT BLANK INTENTIONALLY

**Annual incident statistics prepared by FireStats, LLC*

CHAPTER 3

EMERGENCY MEDICAL SERVICES



EMS MEDICAL SERVICES REPORT

Kate Shepard, Medical Services Administrator

In 2024, the district received an estimated 15,329 emergency calls, of which almost 90% are EMS. Our EMS workforce consists of approximately 80 Basic Life Support (BLS) providers and 30 paramedics, all working under intense pressure to meet the demand of a busy system.

Call Volume and Service Demand

- **Annual call volume:** 15,329 calls annually, almost 90% EMS.
- **High-acuity incidents:** Many incidents are high-acuity, requiring advanced interventions, requiring additional staffing for treatment and transports.
- **Time-sensitive emergencies:** EMS incidents involve critical trauma, cardiac, and respiratory emergencies, where timely care is essential to patient survival and outcome.

Staffing and Resources:

- **BLS providers:** 80 BLS providers are spread across multiple shifts to cover the 24/7 operation. These providers primarily focus on initial assessment, stabilization, and transport of lower-acuity patients.
- **Paramedics:** 30 paramedics handle higher-acuity incidents, administering advanced care, and utilizing specialized equipment to manage complex medical emergencies.

Improvements to System and Processes and Accomplishments:

1. **Current paramedic students:** Firefighters Koty, Leonard and Luck started the Bellingham program this last fall. They are currently doing clinical and didactic portions of the program and are estimated to be done in December 2025.
2. **Paramedic certification:** Firefighters Windle, Minaker and Wilkins-Sikkle completed paramedic school in 2024.
3. **Peak activity unit:** The PAU was placed in service on January 6, 2025, and is proving to be a great investment in service to the community.
4. **New equipment:** New IV Pumps have been added to the Paramedic units for better patient medication administration and more precision in patient care.
5. **Full inspection of equipment deployment:** A full assessment of equipment was done through the EMS division. This included changing the BLS (basic life support) kits, pediatric kits and oxygen bags. We found that the bags and kits were too heavy and bulky for providers. Smaller more efficient kits have been placed in service and are ergonomically better.
6. **Standardized apparatus:** The EMS Division has started the process of standardizing all ambulance apparatus, to avoid waste and/or over stocking inefficiently.
7. **Implementation of training lab:** The Medical Service Officers, led by Trevor Trueax, have been working diligently to make a training lab at Station 61 for a full access training lab. All medications, supplies and equipment are organized and ready for training anytime.

8. **Collaboration with dispatch:** The EMS Division led a training with dispatchers to provide and gain perspective on the entire spectrum of the incident, from 911 call to initiation and scope of treatment on scene.
9. **Regional policy development:** Involved with the dispatch steering committee and working with all partners on solutions for delays due to wall times.
10. **Grants:** Received a grant from the Medic One Foundation for 2 additional AED trainers.

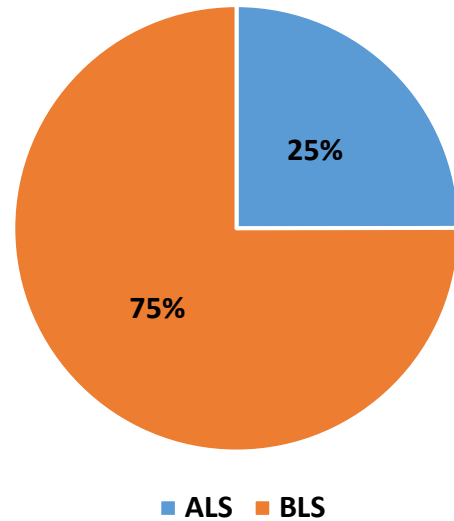


EMS Statistics

MONTHLY TRANSPORT TYPE

	2024			2023	+ / (-)
	ALS	BLS	TOTAL	TOTAL	
Jan	113	357	470	488	(18)
Feb	115	340	455	459	(4)
Mar	88	355	443	500	(57)
Apr	121	306	427	467	(40)
May	116	374	490	505	(15)
Jun	116	342	458	505	(47)
Jul	121	413	534	523	11
Aug	125	377	502	502	0
Sep	129	357	486	473	13
Oct	150	350	500	484	16
Nov	113	348	461	452	9
Dec	117	363	480	499	(19)
Total	1424	4282	5706	5857	(151)

-2.6%

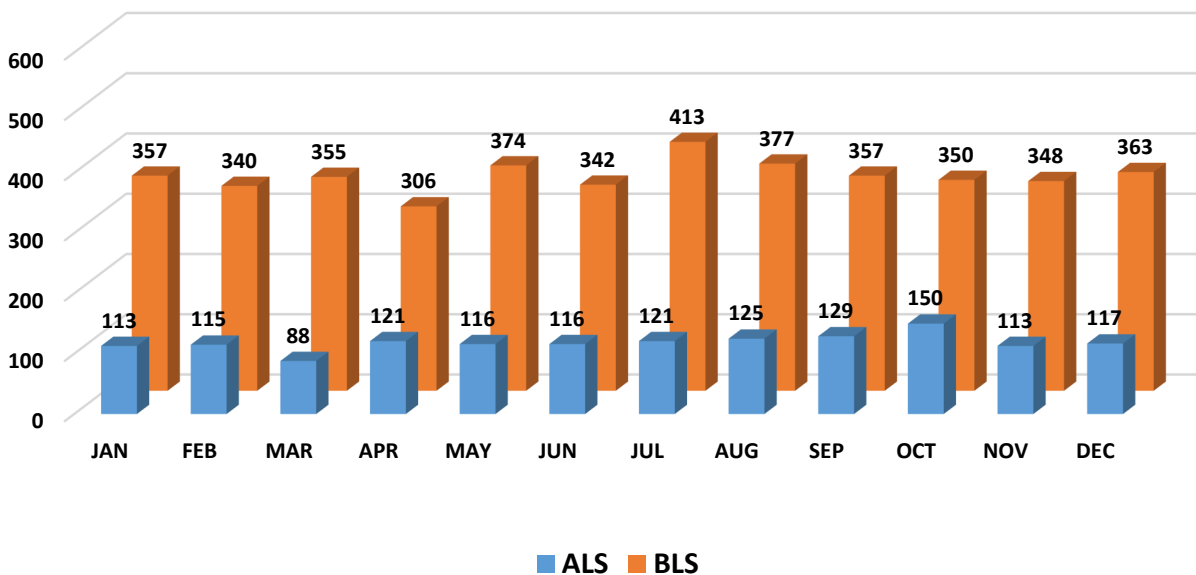


PATIENT DESTINATION

Providence	87%
Cascade Valley/Other	13%

In 2024, we transported a total of 5,706 patients; (2.6%) less than in 2023. The pie chart above illustrates what percentage of those transported were ALS (Advanced Life Support) and BLS (Basic Life Support) patients.

Monthly ALS vs. BLS Transport Count



Note: Data sourced from ESO; Transport count includes only those patients transported to emergency medical facilities by MFD

CHAPTER 4

FIRE PREVENTION, PUBLIC INFORMATION & EDUCATION



FIRE PREVENTION REPORT

Thomas J. Maloney, Fire Marshal

The Marysville Fire District Fire Prevention Division is dedicated to pioneering new strategies for reducing community risks within our service area by converting all of our inspections to paperless and updating our checklists to represent industry best practices. We proactively tackle the evolving needs of our community seen in the rising commercial and residential construction. Our greatest asset is our personnel; every member of our division responsible for fire code enforcement is certified as both a fire inspector and a fire plan reviewer.

We continue to monitor and use the Standards of Cover (SOC) document, which serves as a roadmap for an organization. The SOC is a document that assesses each area of an organization, develops planning zones, determines fire prevention methods and assigns risks to every occupancy type. The SOC facilitates a methodical approach for assessment and enables the division to plan for increased demand for services within the community. We completed 1,424 planning reviews in 2024 and 980 inspections for construction projects. We reviewed photovoltaic systems (solar panels) with 61 new installations in 2024. Our electronic plan review system and virtual meeting option continues to make the plan review process more efficient and improve the ability to satisfy the needs of customers.

Over the last year, we provided annual high-risk inspections and code enforcement activities for numerous occupancies. In addition to those activities, company level inspections continue as well. A total of 1,489 inspections were scheduled and 1,287 inspections were completed, for an 86% completion of all occupancies. The electronic reporting program allows us to track deficient and non-compliant fire protection systems in order to correct them into proper operation. In 2024, we maintained our overall compliance rate of 83% percent. The 17% of the systems that remain in deficiency are awaiting corrections. These corrections are viewed as non-critical that do not impair life safety. Last year, we added 337 new systems (37-fire alarm, 18-commercial fire sprinkler, 274-residential fire sprinkler systems, and 8-kitchen suppression systems), bringing the systems total to over 1,900 systems.

It is especially important to note that by adding residential fire sprinklers to our homes creates built-in fire protection that will protect personal property. As we look ahead, we will continue to increase compliance efforts to support properly maintained fire systems designed to save lives and reduce the risk of loss. There is simply no compromise for fire prevention. Properly functioning fire protection systems save lives and reduce fire dollar loss. Whether it's a residential property or not, fire dollar loss affects the overall economic development of our community. Fire is everyone's fight!

In terms of loss, the division had 19 fire investigations – which is a significant decrease from 2023, with zero fire fatalities in 2024. Reviewing the last year, we can report that the majority of loss is caused by electrical-related fires and cooking fires. The assessed value of the property involved in these incidents was just over \$12.1 million with a fire dollar loss of over \$2.7 million.

Once again, we are seeing that properly installed fire sprinklers are extinguishing fires and greatly reducing property loss.

The division continues our partnered approach with the City of Marysville Building Department and the Tulalip Tribes Community Development Department by participating in meetings, joint inspections and code development. These partnerships provide a cohesive approach to the fire service community that ensures continued life safety and economic development within the Marysville Fire District.

To close out, it is our pleasure to serve you and continue to make improvements to keep our community a wonderful place to live, work, and play.

Year at a glance:

- 1,424 plan reviews
- 980 construction inspections
- 61 solar installation inspections
- 1,287 fire and life safety inspections
- 337 new fire protection system install reviews
 - * 8 commercial kitchen fire protection systems
 - * 37 fire alarm systems
 - * 18 commercial fire sprinkler systems
 - * 274 residential fire sprinkler systems

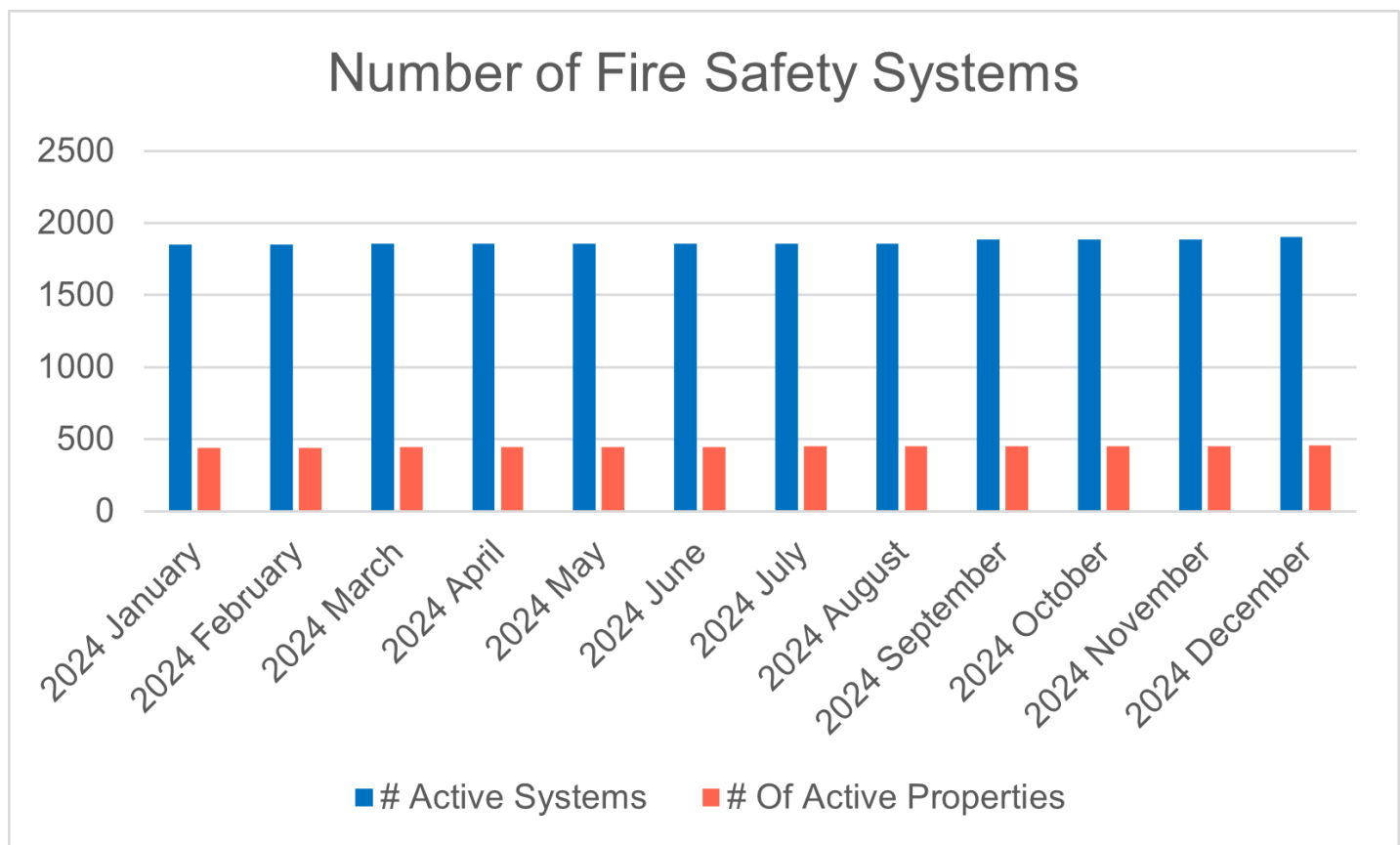


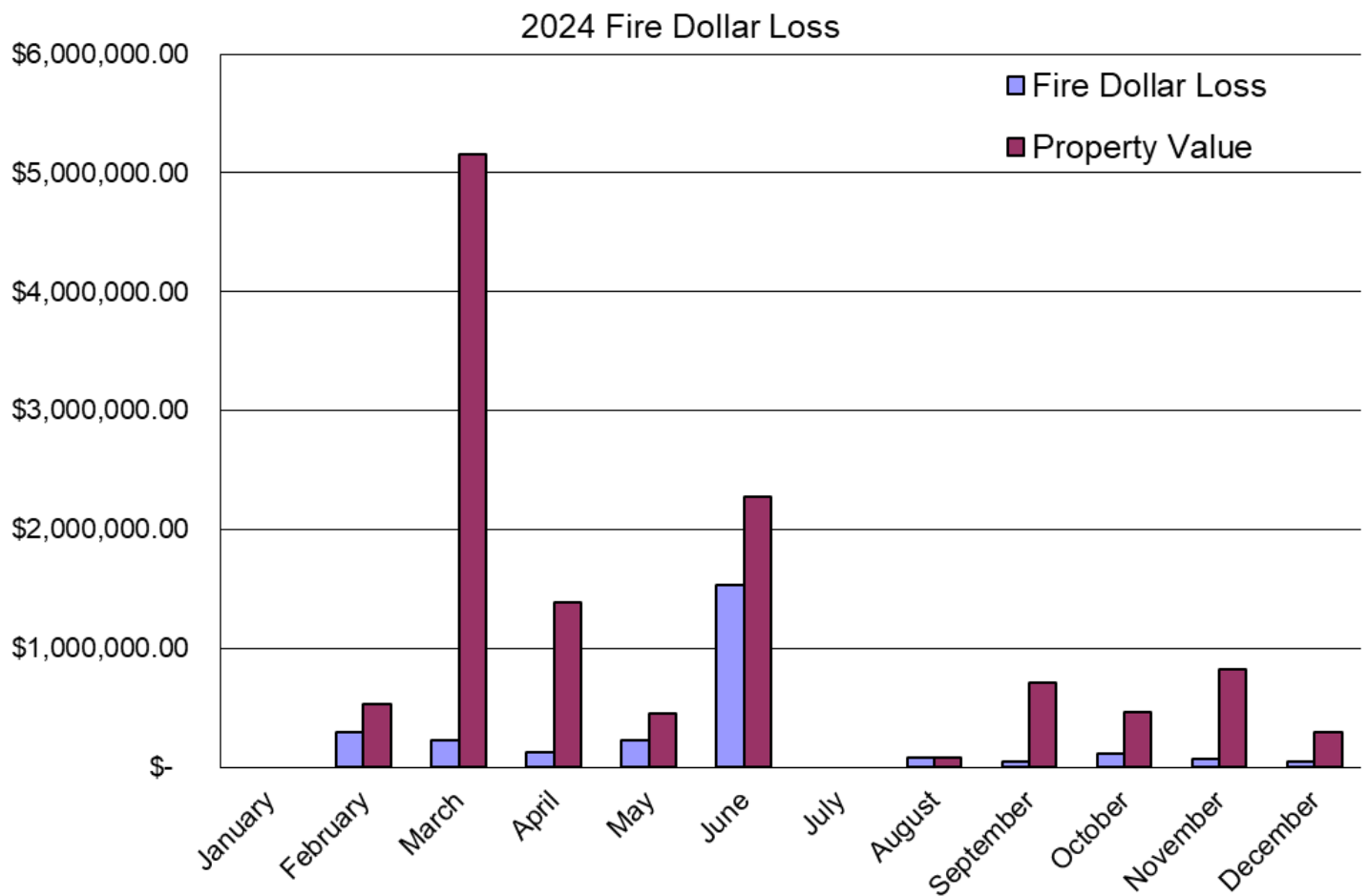
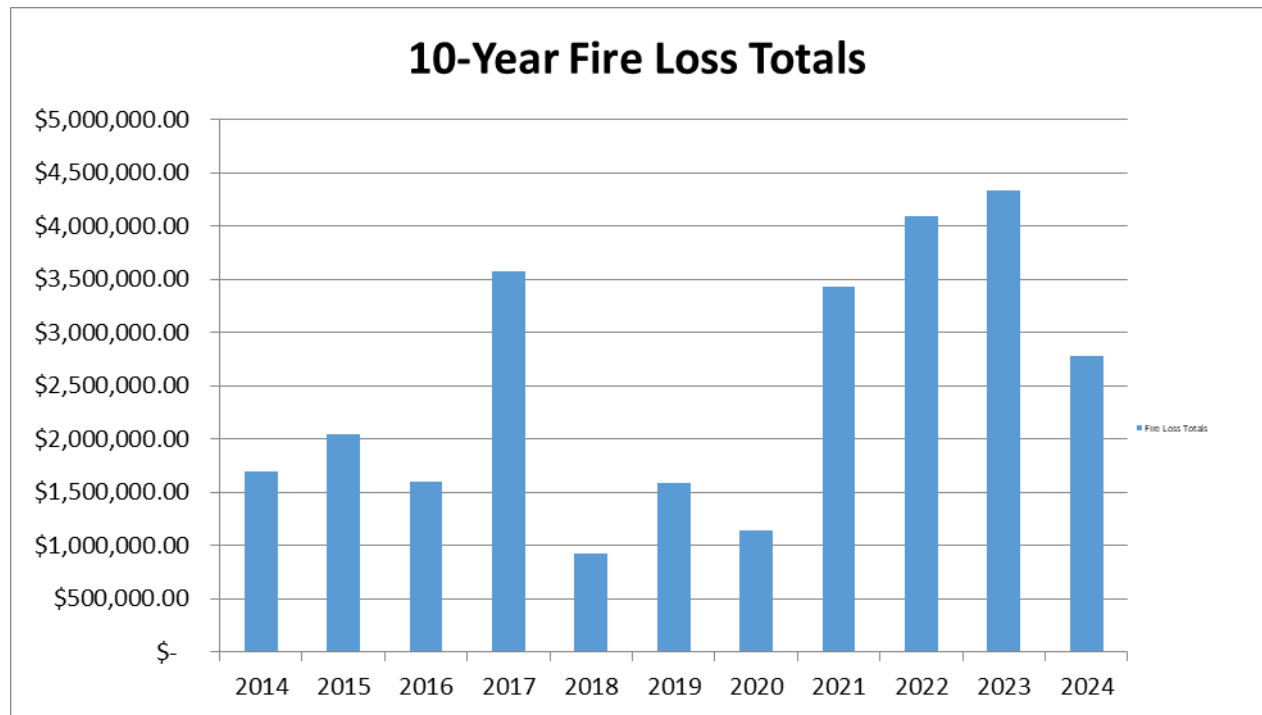
FMO Annual Business Inspection By Quarter			
FINAL			
Q1	FM62	FM63	FM64
Complete	42	71	112
Assigned	43	72	113
% Complete	98%	99%	99%
Q2			
Complete	9	48	48
Assigned	11	51	48
% Complete	82%	94%	100%
Q3			
Complete	13	78	61
Assigned	15	79	65
% Complete	87%	99%	94%
Q4			
Complete	0	28	15
Assigned	2	33	16
% Complete	0%	85%	94%

2024 Inspection Progress for R2 and E Occupancies	
FINAL	
R2-Occupancy	
Completed	127
Assigned	143
% Complete	89%
Note: (6 have pending re-inspections)	
E-Occupancy	
Completed	13
Assigned	15
% Complete	87%
Note: Liberty and Pinewood have pending re-inspections	

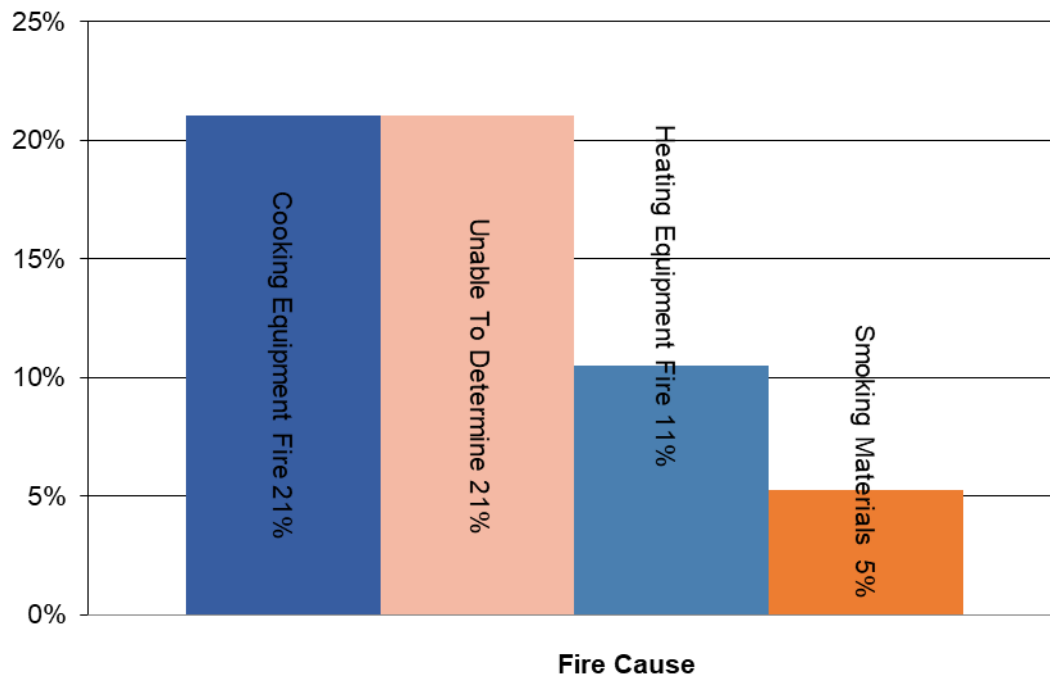
Marysville Life Safety Systems

	Jan	Feb	Mar	Apr	May	June	July	Aug	Sept	Oct	Nov	Dec
Active Systems	1853	1853	1855	1855	1854	1854	1859	1859	1883	1883	1884	1906
Active Properties	441	441	446	446	447	447	448	448	450	450	450	454
General Compliance	78.46%	77.28%	73.67%	74.44%	75.62%	75.62%	80.13%	80.10%	81.00%	82.00%	82.00%	83.26%





Marysville Fire District Fire Causes 2024



CHAPTER 5 TRAINING



Training Report

Rick Jesus, Battalion Chief

Marysville Fire District's annual training hours for 2024 were 21,360, an increase of 3,717 training hours from 2023. In 2024, the Training Division provided departmental training as well as offered, and facilitated, external training to our personnel. The Training Division focused on three (3) training goals, while continuing to work on new training ideas, and striving to meet the Washington Surveying and Rating Bureau (WSRB) credentialing criteria. The three goals were live fire training, officer development, and digitizing our probationary workbook and employee training files. The Training Division met these goals by the end of 2024.

Live Fire Training WAC 296-305: The Training Division improved our live fire training and documentation in 2024. The Training Division held two live fire training events at the North County Training Facility, and all personnel needing this training for the 2021-2024 training cycle are now compliant. In addition to live fire training, the Training Division facilitated informal and formal Post Incident Analysis (PIA). A PIA qualifies as live fire training; however, this type of training can only count for two (2) consecutive training cycles (training cycles are three (3) years). Marysville Fire District sent three Captains to NFPA 1403, Standard on Live Fire Training Evolutions, certification class. This certification allows our Captains to instruct and lead our own live fire training events. The individuals who attended are Captain Ryan Hopp, Captain Basil Bailey, and Captain Dave Burlingame.

Officer Development: In 2024, Marysville Fire District hosted two important officer certification classes. The classes offered were Incident Safety Officer (ISO) and Hazmat Incident Commander (Hazmat IC). These classes are essential for the development of Marysville Fire District Officers. The Training Division first offered both classes to Marysville Fire District personnel, and then opened registration to other departments throughout the area. The Training Division was able to fill both classes, and both classes were very successful. In addition, the Training Division started a training program titled Fire Review. This program focuses on low frequency high risks incidents. The Training Division modeled Fire Review after the informal PIA and EMS run review formats. By reviewing incidents new officers learn how more experienced officers work through problems in a safe and efficient manner. New officers also learn the importance of reviewing incidents in a constructive manner with their crews.

Digitizing the Probationary Workbook and Employee Files: The first step to digitizing the probationary workbook took place in January. This step focused on "rolling" out the idea, creating a plan, and implementing the process to accomplish this goal. The Training Division first used a thumb drive to store all work and provide the study material needed for probationary firefighters. Utilizing a thumb drive was a "stopgap" measure used to get the digital workbook started. After working throughout the year on this plan, the Training Division was able to implement the first probationary workbook via an iPad. Using an iPad will enable supervisors to monitor work via iCloud, recording of all work completed, and eliminating the use of paper. This is a more up to date process that will allow us to record all training in the probationary firefighter's electronic training file. Throughout 2024, the Training Division has scanned all current personnel training files (paper), and converted them into an electronic format. Moving forward the Training Division will receive training files, and certifications electronically. This will eliminate the need to store paper files, and streamline the ability to retrieve information.

Blue Card

Marysville Fire District continues to utilize Blue Card as the incident management model, communications model, and training for developing Company Officers. The MFD hosted one Initial Incident Command certification class this year and successfully graduated FFDO Luis Cruz, FFDO Katie Reeves, and FFDO Elliot Lauritzen. The MFD also assisted several neighboring departments with getting their personnel certified. These departments were SRFR, District 17, District 15, and Camano Fire. The Training Division continues to assist with continuing education for our personnel. In 2024 the MFD purchased Digital Combustion 7, which is a software program used to create simulations for Blue Card. The Training Division is currently working on creating simulations, of structures specifically in our area, to better prepare our personnel for their jobs.

Certified Blue Card instructors

Battalion Chief Aaron Soper
Battalion Chief Keith Taylor
Battalion Chief Todd Furness
Battalion Chief Rick Jesus
Battalion Chief Chad Hale – MFD Blue Card Lead
Deputy Chief Jennett Nielson

JATC

Marysville Fire District continues to participate in the Washington State Joint Apprenticeship Training Program (JATC). This is a three-year apprenticeship program, after which participants earn journeyman firefighter status in Washington State. The program requires a fire academy with IFSAC certification, a driver/operator program, five fire service related college-level courses, and a minimum of 6,000 hours of on-the-job training. This beneficial program offers college credits and career development to participants. A sub-committee comprising of district administration and Local 3219 personnel manages our JATC program. Battalion Chief Todd Furness continues to lead this program for Marysville Fire District.

2024 JATC Sub Committee

Assistant Chief Jeff Cole
Battalion Chief Todd Furness
Interim MSA Kate Shepard
FFPM Reece Williams

2024 JATC Completions

FF Hayley Peterson
FF Ryan Bergstrom

2024 Probation Completions

Our probationary twelve-month program consists of a thirteen-week Snohomish County Fire Academy, a probationary workbook, and extensive testing throughout the probationary period. This process takes dedication, a positive attitude, and continuous hard work by the probationary firefighter. Congratulations to our personnel that achieved completion of their probationary period.

Other accomplishments by the Training Division in 2024:

Increased external training for the first year since Covid.

Participated in the Navy shipboard training at the Everett Naval Station. Marysville Fire sent a command unit, an engine, and an aid unit.

Participated in the Paine Field mass casualty incident (MCI) training, which involved a simulated plane crash with more than fifty patients. Marysville Fire District sent a command unit, and an aid unit.

Hosted a multi department mid/high-rise training event. Everett Fire and Tulalip Fire participated in this training.

Held wildland urban interface fire training for our crews.

Facilitated two (2) in house academies, one in May and one in August.

Facilitated electric vehicle fire awareness training in November.

Hosted Megan Lautz Health-ish eating presentation, and purchased twelve 10-minute monthly training videos for 2025.

Attended EVIP Train the Trainer and added 3 new EVIP evaluators.

Facilitated in-service boat training.

Facilitated in-service ladder 62 training.

Completed an assessment of ventilation training props. Added an additional ventilation prop at station 62.

PPE inspection training.

Assisted with documentation for WSRB audit.

Continued to network with neighboring departments on training.

Captain Green

Captain Green is a crucial person in the Training Division. Captain Green provides oversight for all bunker gear, which includes budgeting, ordering, facilitating repairs, facilitating cleanings, and ensuring required documentation is occurring. Captain Green has also been instrumental in getting all line personnel a second set of bunker gear, which took four years of budgeting, planning and hard work. Captain Green is also a major component of our in house mini-academies, preparation for the County Academy, assisting with engine/ladder academies, and is the liaison between Academy Company Officers, Academy Recruits, and the Battalion Chief of Training. Unfortunately, 2024 will be the last full year the Training Division will have Captain Green as a team member. Captain Green is retiring in early 2025, and we will greatly miss his leadership, hard work ethic, and knowledge in the fire service. With the loss of Captain Green, the Training Division will gain another outstanding training captain. The Training Division looks forward to having Captain Jason Huizenga come aboard, and I am personally looking forward to his positive energy, training knowledge, and his desire to effect positive change to this Division.



Firefighters Completing Probation in 2024

FF Hailey Gribble

FF Laura Koty

FF Alexander Leonard

FF Conrad Hasse

FF Dillon Wade

FF Corey Luck


FF Chad Triplett

FF Ben Reeders

FF Cade Tucker

FF Colin McKee

FF Gunner Lambrecht



THIS PAGE LEFT BLANK INTENTIONALLY



SAFETY REPORT

Rick Jesus, Battalion Chief

2024 Marysville Fire District Safety Committee Members

IAFF Local 3219 Representative Darren Green
Administrative Assistant Paula DeSanctis
Health and Safety Officer Battalion Chief Rick Jesus (Chair)
Human Resources Director Steve Edin
Fleet and Facility Supervisor Josh Farnes
Deputy Fire Marshal Susie Carver
B shift representative Firefighter/Paramedic Craig Milless
C shift representative Firefighter Keenan O'Brien
D shift representative Firefighter Erik Dvorak
A shift representative Captain Andrew Vander Veen

The goal of the Marysville Fire District Regional Fire Authority (MFD RFA) Safety Committee is to provide a safe work environment for all personnel.

The Safety Committee reviews all accident, injury, and exposure reports provided by the Human Resource Director and acts on all safety items brought to their attention by personnel. Prior to the committee's review of incident and safety reports, the Health and Safety Officer reviews all reports for detail, completeness and content. The Health and Safety Officer also ensures that submitted reports adhere to the Washington Administrative Code 296-305, which is Washington State's Safety Standard for Firefighters. All safety communications, committee meeting minutes, and required State and Federal safety regulations are posted on the Safety Boards located at each MFD RFA facility. This ensures personnel are well informed and MFD RFA is following applicable safety standards.

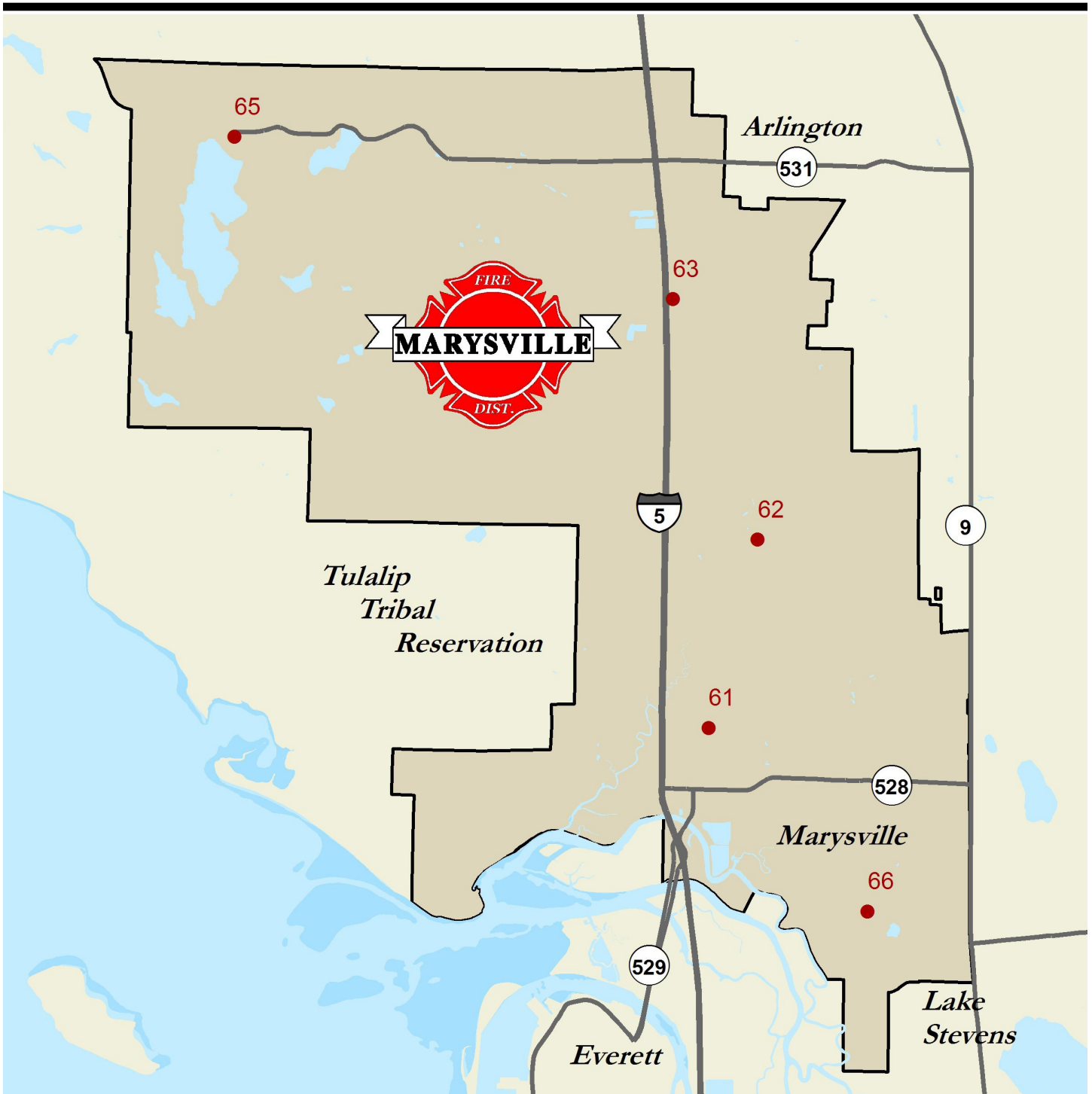
In 2024 Battalion Rick Jesus continued to attend the countywide Safety Committee, which is comprised of Health and Safety Officers from neighboring fire departments and fire districts. This committee focuses on supporting the purchase and implementation of safety equipment, streamlining safety ideas, and developing comprehensive safety plans across the county.

Medical Services Officer Noah Pester continues to purchase fitness equipment for MFD RFA. MSO Pester played a vital role in planning fire station 61's new gym area and purchasing new equipment for this area. This gym is a great improvement over the previous fitness area as it provides a clean and safe area for physical fitness training.



CHAPTER 7

OPERATIONS & SUPPORT SERVICES



Operations and Support Services Division Report

Jeffrey Cole, Assistant Fire Chief

The Marysville Fire District Regional Fire Authority Operations Division is always on the alert, ready to respond to emergent or non-emergent incidents. Every day Marysville Fire District members respond with surrounding fire districts, emergency services agencies and police departments to provide the residents and visitors of the Marysville Fire District a network of services to meet their needs. This constant vigilance and readiness ensure the safety and wellbeing of our community. As an all hazards response agency, the Marysville Fire District is committed to responding to and efficiently mitigating emergencies, including fires, emergency medical incidents, hazardous materials responses, and technical rescue responses (including confined space, rope rescue, and swift water rescue). In 2024, the Marysville Fire District responded to 15,329 calls for service with 13,258 of these being emergency medical in nature with 5,706 requiring transport to hospital (Providence, Cascade Valley). 1,246 responses were fire related, with over 18 of these being fires in structures.

2024 Information and Technology Division

In 2024, the Information and Technology Department of the Marysville Fire District was crucial in equipping firefighters, prevention personnel, and administrative staff with essential tools to service the community effectively. The IT division is responsible for safeguarding the district's internal and external information by managing secure access to systems and data, and continuously monitoring the security of all technological infrastructures. Moreover, the IT division enhances the district's operational efficiency by implementing technology solutions that improve communication, streamline operations and increase productivity. In 2024, the IT division also implemented a new cybersecurity response service that provides endpoint security threat intelligence and allows the district to detect and respond to cyber threats, restarted the "Know Before" cyber threat training for all employees and directed the replacement of all switches in the Marysville Fire District. In 2025, Marysville Fire District will finalize the transition to Office 365, further improving internal collaboration and communication with other agencies.

Fleet and Facilities Division

The Marysville Fire District's Fleet and Facilities Division is made up of a Fleet and Facilities Supervisor, a mechanic, and a facilities maintenance technician. These team members are responsible for the maintenance and repair of all fire apparatus, fire station facilities and staff vehicles. All personnel in the fleet and facilities division are certified, trained and experienced in mechanical diagnostics, repair, and maintenance specific to the Marysville Fire District's apparatus. They also possess extensive knowledge of the various systems found in today's highly specialized and complex emergency response vehicles. Additionally, the Marysville Fire District maintained a contractual agreement to provide maintenance services for the Tulalip Bay Fire Department (Snohomish County Fire District 15), this agreement was ended in January 2025.

The fleet team faced significant challenges over the past year due to supply chain delays affecting several large projects. However, they successfully took delivery of the delayed E-One ladder truck, purchased and equipped the KME engine and completed the project of remounting two ambulances that are now in service at Station 66 and Station 65. This year, three staff cars were placed into service for the IT manager, fire marshal's office and facilities tech.

The water rescue boat at station 65 was also replaced with a boat that will make it compatible with the other county water rescue boats. Two staff vehicles and the replaced boat were determined to not have a value to the Marysville Fire District and were surplus. The bid process for four new ambulances has been completed, with their arrival expected in mid-2025.

Finally, pump testing for all fire engines, ladder trucks, and the tender were completed with all units passing the necessary requirements. Testing of all district hoses, nozzles, and ground ladders were conducted in compliance with NFPA 1962 and NFPA 1932.



2024 Cost Per Unit

Unit ID	Description	Assigned	Labor	Parts Cost	Fuel Cost	Total Cost	Miles	Cost per
	<u>STAFF VEHICLES</u>							
1	1997 Ford Expedition	Surplused	700.00		461.95	1,161.95	582	1.996478
2	2015 Chevrolet Suburban	DC-Ops	1,925.00	2,101.72	1,435.50	5,462.22	5,282	1.034120
3	2016 Chevrolet K2500	Fleet Supervisor	700.00	53.41	1,588.30	2,341.71	5,466	0.428414
4	2009 Chevrolet Impala	Unassigned	1,450.00	659.27	1,545.69	3,654.96	10,108	0.361591
5	2001 Dodge Ram	BT-61	950.00	1,782.26	138.12	2,870.38	270	10.631037
6	2009 Chevrolet Impala	Unassigned	2,625.00	1,292.64	1,005.26	4,922.90	5,966	0.825159
7	2019 Chevrolet Traverse	AC-FMO	277.22	875.00	1,171.75	2,323.97	7,592	0.306108
8	2019 Chevrolet Tahoe	MSO	2,100.00	481.80	2,493.29	5,075.09	9,492	0.534670
9	2002 Ford Excursion		1,750.00	367.46	1,488.63	3,606.09	3,928	0.918047
11	2003 Chevrolet Suburban	FMO	1,925.00	575.61	965.31	3,465.92	3,243	1.068739
12	2007 Dodge Caravan	Unassigned	1,275.00	133.66	492.74	1,901.40	2,637	0.721047
13	2009 Ford Escape	CH-61	2,100.00	558.74	819.81	3,478.55	4,278	0.813125
14	2014 Ford Escape	PIO	1,925.00	241.53	420.48	2,587.01	2,899	0.892380
15	2014 Ford Escape	AC-SS	525.00	145.62	855.33	1,525.95	4,881	0.312631
16	2019 Chevrolet Tahoe	Training BC	700.00	403.49	645.6	1,749.09	2,776	0.630076
17	2021 Chevrolet Silverado	Training Captain	525.00	66.61	1,091.93	1,683.54	3,379	0.498236
18	2021 Chevrolet Tahoe	MSA	525.00	75.86	286.35	887.21	1,413	0.627891
19	2021 Chevrolet Tahoe	B-61	875.00	1,576.16	2,927.15	5,378.31	12,072	0.445519
120	2023 Chevrolet Traverse	FMO	14,525.00	4,342.29	477.44	19,344.73	2,388	8.100808
121	2024 Chevrolet Silverado	Facilities	3,150.00	10,469.48	259.65	13,879.13	916	15.151889
122	2024 Chevrolet Traverse	FMO	1,050.00	9,234.69	122.87	10,407.56	820	12.692146
123	2024 Chevrolet Traverse	IT Manager	1,050.00	7,202.50	185.47	8,437.97	1,310	6.441198
	TOTAL STAFF		42,627.22	42,639.80	20,878.62	106,145.64	91,698	1.157557
	<u>EMS VEHICLES</u>							
20	2022 Ford E-450	M-61	7,350.00	3,584.69	8,183.42	19,118.11	15,880	1.203911
21	2007 International	Reserve	1,750.00	1,372.10	999.6	4,121.70	2,100	1.962714
22	2015 International	Surplused	4,550.00	2,120.95	3,989.79	10,660.74	8,829	1.207469
23	1998 Chevrolet K3500	S-65	2,275.00	352.81	167.75	2,795.56	235	11.896000
24	2024 Ford F-450	A-66	2,275.00	4,614.83	4,092.39	10,982.22	8,013	1.370550
25	2024 Ford F-450	A-65	3,675.00	2,749.24	1,913.88	8,338.12	1,446	5.766335
27	2006 International	Reserve	9,275.00	16,214.09	1,911.14	27,400.23	3,961	6.917503
28	2006 International	A-62a	4,375.00	8,425.78	1,457.35	14,258.13	2,793	5.104952
29	2010 International	Reserve	6,300.00	6,730.57	2,821.14	15,851.71	7,015	2.259688
30	2015 International	Surplused	875.00	121.89	2,094.66	3,091.55	4,477	0.690541
31	2019 Ford E-450	A-61	13,387.50	9,925.15	14,956.75	38,269.40	28,294	1.352562
32	2019 Ford E-450	A-62	16,625.00	7,408.29	15,961.12	39,994.41	34,761	1.150554
33	2019 Ford E-450	M-63	9,450.00	4,119.16	8,263.59	21,832.75	17,155	1.272676
	TOTAL EMS		82,162.50	67,739.55	66,812.58	216,714.63	134,959	1.605781

2024 Cost Per Unit


	<u>SUPPRESSION VEHICLES</u>							
40	2024 E-One Platform	L-62			454.11	454.11	299	1.518763
41	2024 KME	E-66			119.17	119.17	41	2.906585
42	2006 E-One Platform	Reserve Ladder	21,000.00	24,762.25	17,645.52	63,407.77	11,293	5.614785
43	1995 Darley	Reserve Pumper	4,025.00	1,955.09	959.51	6,939.60	1,540	4.506234
44	2002 H&W International	Out of Service						0.000000
45	2017 Rosenbauer	E-63	15,400.00	11,894.35	12,780.00	40,074.35	13,664	2.932842
46	2017 Rosenbauer	E-61	15,050.00	15,531.86	11,750.90	42,332.76	12,132	3.489347
47	2002 H&W	Training	2,625.00	589.67	1,359.53	4,574.20	2,130	2.147512
48	2010 E-One	E-65	4,550.00	2,245.25	1,794.58	8,589.83	2,583	3.325525
49	2010 E-One	Reserve	9,050.00	14,743.02	3,142.57	26,935.59	3,534	7.621842
	TOTAL SUPPRESSION		71,700.00	71,721.49	50,005.89	193,427.38	47,216	4.096649
	<u>SUPPORT VEHICLES</u>							
60	2005 Kenworth W-900	T-65	4,375.00	12,268.22	621.11	17,264.33	830	20.800398
61	1961 Crown	Parade	525.00	521.28		1,046.28		
62	2022 SeaDoo	BT-61	1,925.00	281.89	267.91	2,474.80		
63	1998 International	HZ-61	1,750.00	639.18	485.05	2,874.23	1,006	2.857087
64	2001 Ford Ranger	Maintenance	1,400.00	237.70	393.96	2,031.66	2,026	1.002794
65	2023 Inmar Boat	BT-65	2,275.00	2,145.65		4,420.65		
66	2003 Ford F-550	TR-61	5,075.00	1,330.33	639.76	7,045.09	1,282	5.495390
	TOTAL SUPPORT		17,325	17,424	2,407.79	37,157.04	5,144	7.223375
VEHICLE TOTAL			213,814.72	199,525.09	140,104.88	553,444.69	279,017	1.983552

Total vehicle mileage as of 1/1/2024	4,512,118	Total vehicle mileage as of 1/1/2019	3,943,113
Total vehicle mileage as of 1/1/2023	4,217,511	Total vehicle mileage as of 1/1/2018	3,667,718
Total vehicle mileage as of 1/1/2022	3,928,167	Total vehicle mileage as of 1/1/2017	3,648,846
Total vehicle mileage as of 1/1/2021	3,654,714	Total vehicle mileage as of 1/1/2016	3,475,658
Total vehicle mileage as of 1/1/2020	4,217,139	Total vehicle mileage as of 1/1/2015	3,508,182
Total Staff Mileage	1,346,808	Total Vehicle Mileage 1/1/2025	
Total EMS Mileage	1,815,680	4,188,126	
Total Suppression Mileage	752,827		
Total Support Mileage	272,811		

THIS PAGE LEFT BLANK INTENTIONALLY

CHAPTER 8

SPECIAL OPERATIONS



SPECIAL OPERATIONS REPORT

Todd Furness, Battalion Chief

Marysville Fire District personnel continue to be active members in all aspects of Snohomish County Special Operations. Our members contribute their knowledge and experience to many committees, training sessions and equipment allotment. Their dedication and professionalism are recognized and appreciated.

Technical Rescue

In 2024 Marysville Fire's Technical Rescue Team had twelve technicians. All have received training in Rope Rescue, Trench Rescue, Confined Space Rescue, and Urban Search and Rescue.

Captain Matt Campbell continued as Marysville Fire's Technical Rescue Team Leader and Training Coordinator. In addition, Captain Campbell began serving as the Snohomish County Technical Rescue Operations Board Chairperson in 2024. Captain Jason Huizenga continued as Marysville Fire's Technical Rescue Equipment Coordinator, as well as the Snohomish County Technical Rescue Equipment Committee Chairperson. Many of our personnel continue to instruct multiple Technical Rescue disciplines throughout Snohomish County, and are considered to be subject matter experts in their respective disciplines.



2024 Rescue Technicians

Dave Burlingame, Matt Campbell, Brian Donaldson, Brenden Hancock, Ryan Hopp, Jason Huizenga, Jacob Kuehn, Dylan Lowery, Chris McAuliffe, Tobin McGowan, Nick Meyer, Pat Ryan.

Hazardous Materials

Marysville Fire's Hazardous Materials Team had twelve technicians in 2024.



For 2024, in addition to serving as Marysville Fire's Hazardous Materials Team Leader, Captain Basil Bailey continued as the Snohomish County Hazardous Materials Operations Board Chairperson. Captain Cody Brooke was Marysville Fire's Hazardous Materials Training Coordinator. Firefighter/Driver Operator Jacob McConkey continued as Marysville Fire's Equipment Coordinator, as well as our representative on the Snohomish County Hazardous Materials Equipment Committee.

On a quarterly basis, each participating Snohomish County agency is responsible to provide training to the county team. Each one of the Marysville Fire Hazardous Materials Technician is involved in planning and implementing continuing education throughout the year.

2024 Hazardous Materials Technicians

Basil Bailey, Cody Brooke, Chris Burnette, Ryan Carbary, Doug Cassidy, Erik Dvorak, Corey Luck, Jacob McConkey, Josh Olsen, Shayne Pierce, Garrett Stich, Rick Williamson.

Rapid Entry Rescue Swimmer

In 2024 Marysville Fire's Rescue Swimmer Team increased to sixteen members.

Captain Matt Campbell continues as Marysville Fire's Rapid Entry Rescue Swimmer Team Lead. Firefighter/Driver Operator Jack Reeves is Marysville Fire's Training Coordinator, and Captain Ryan Hopp is Marysville Fire's equipment coordinator. At the county level Captain Hopp, Medical Services Officer Noah Pester and Firefighter/Driver Operator Reeves have taken very active roles in planning and instruction during continuing education events.



In addition to Rapid Entry Rescue Swimmer certification, our Rescue Swimmers are certified in Swift Water Rescue and Ice Rescue.

2024 Rapid Entry Rescue Swimmers

Sean Anderson, Nic Anderson, Ryan Bergstrom, Cody Brooke, Travis Butler, Matt Campbell, Scott Cloudy, Luis Cruz, Cydney Hallahan, Ryan Hopp, Elliott Lauritzen, Nick Meyer, Noah Pester, Jack Reeves, Chad Solbakken, Andrew Vander Veen.



THIS PAGE LEFT BLANK INTENTIONALLY